



# Results of the 2015 Social Studies Survey

## Education – Core Content Areas – Accountability Program

The following is a summary of the surveys of local school systems that were conducted pursuant to House Bill 1227: *Education-Core Content Areas-Accountability Program*. The information was gathered in the fall of 2015. The 2015 administration of the social studies survey contained new questions to more deeply explore the legislatively mandated areas of focus: instructional time for social studies, availability and use of appropriate instructional materials, instructional technology, and teacher certification.

### The number of respondents to survey:

Grade Band	Teachers	Districts
Elementary	1937	
Middle	731	
High	825	
Total	3518	24

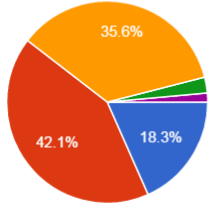
### Summary:

The 2015 survey indicates strong differences between the materials, professional development, and instructional time available to elementary level social studies teachers and their secondary counterparts. Instructional time for social studies at the elementary level is dramatically lower and less consistent between counties than instructional time in the middle and high schools. Although there is a demand for more social studies specific professional development across all grade bands, the desire is most pronounced at the elementary level. Social studies teachers teaching out of their area of certification remains a challenge for many districts. These data trends are consistent with the findings from 2012-2014.

**1. Instructional time spent on Social Studies (teachers as respondents):**

**Elementary**

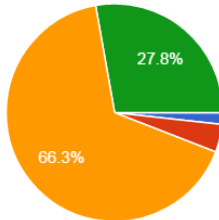
How many hours of instructional time are spent in the elementary school social studies classroom per week?



less that 60 minutes/week	<b>355</b>	18.3%
60-90 minutes/week	<b>814</b>	42.1%
More than 90 minutes/week	<b>689</b>	35.6%
Less than 30 minutes per week	<b>49</b>	2.5%
Do not teach social studies	<b>28</b>	1.4%

**Middle**

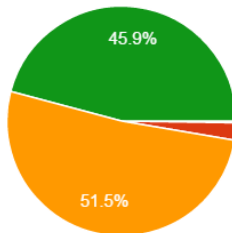
How many hours of instructional time are spent in the middle school social studies classroom per week?



One hour/week	<b>13</b>	1.7%
1-2 hours/week	<b>31</b>	4.1%
4-6 hours/week	<b>496</b>	66.3%
7-9 hours/week	<b>208</b>	27.8%

**High School**

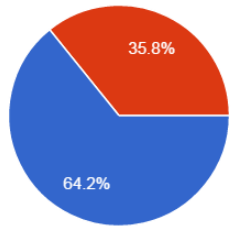
How many hours of instructional time are spent in the high school social studies classroom per week?



One hour/week	<b>2</b>	0.2%
1-2 hours/week	<b>20</b>	2.4%
4-6 hours/week	<b>422</b>	51.5%
7-9 hours/week	<b>376</b>	45.9%

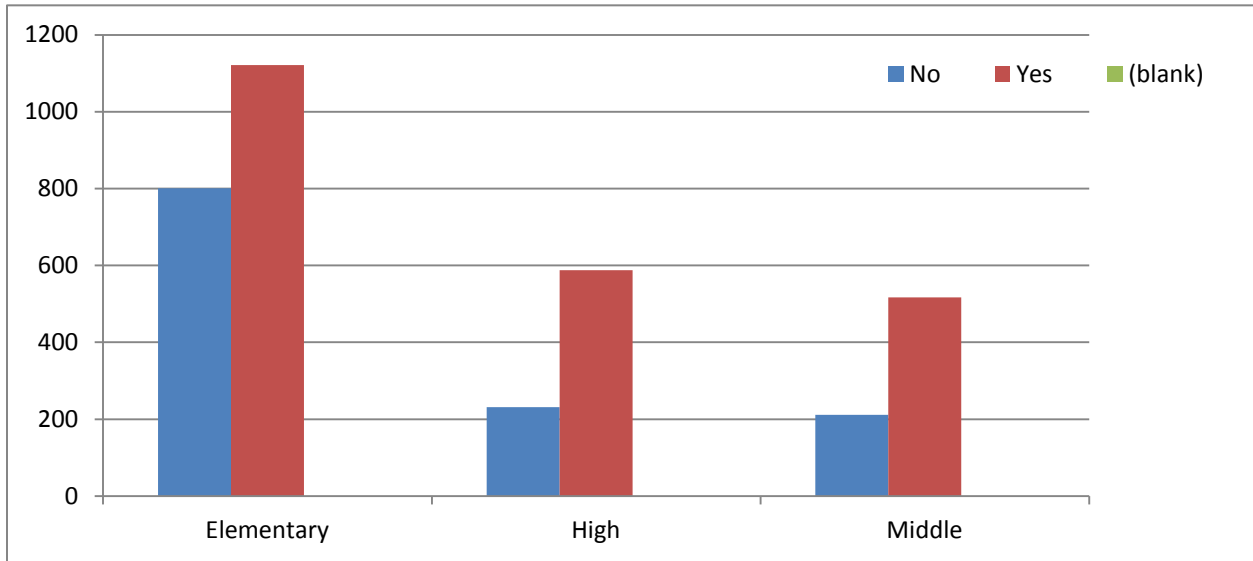
**2. Availability of appropriate resources (teachers as respondents):**

**Are appropriate resources available for instruction in social studies classrooms?**

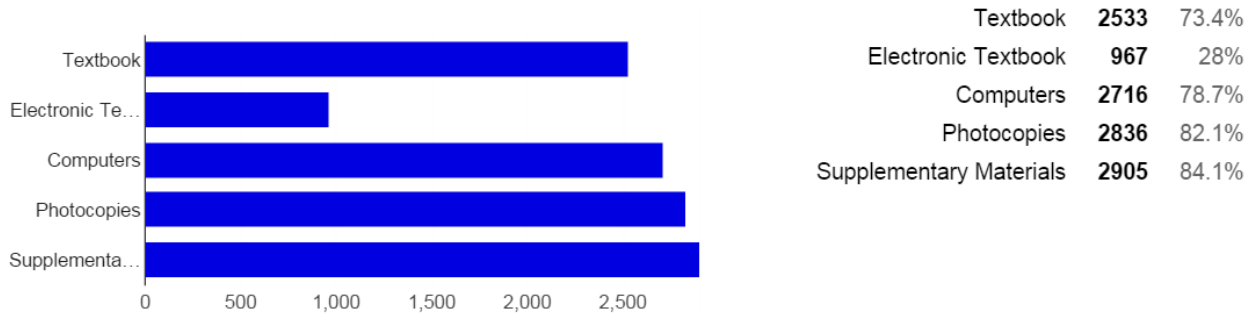


Yes 2229 64.2%  
No 1243 35.8%

**Are appropriate resources available for instruction in social studies classrooms (by grade band)?**

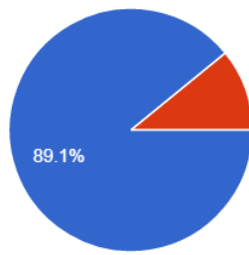


**Select all of the resources you utilize as a part of your instruction:**



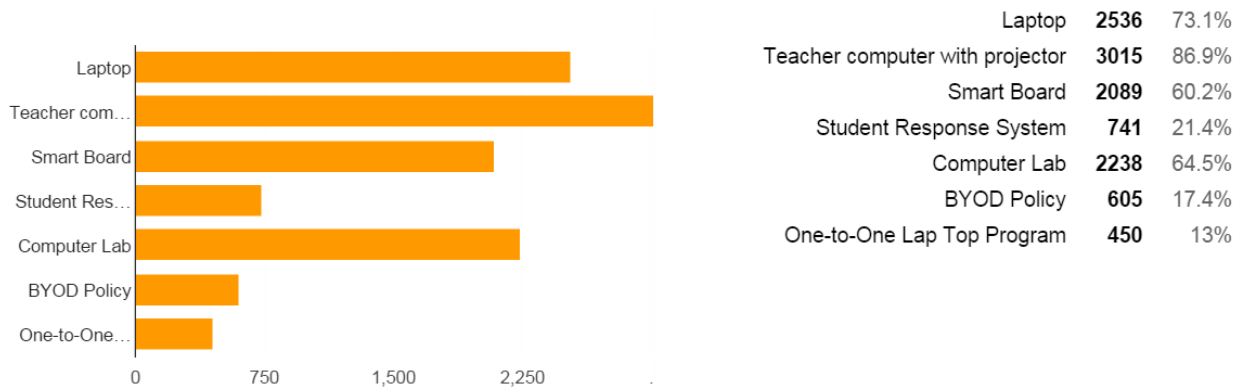
**3. Availability of technology in classroom (teachers as respondents):**

**Is available technology used for instruction in social studies classrooms?**

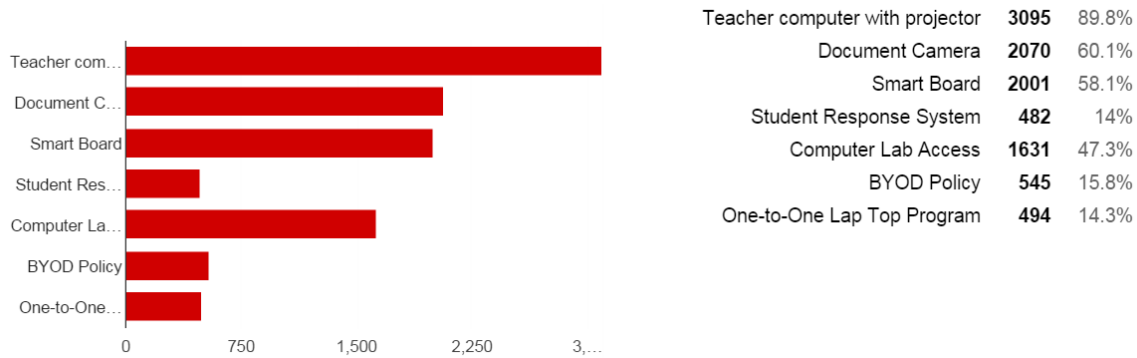


Yes	<b>3089</b>	89.1%
No	<b>378</b>	10.9%

**Select all the types of technology available to you for instructional purposes:**



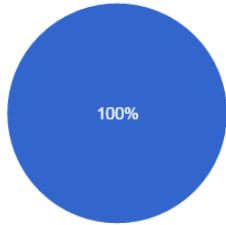
**Select all the types of technology you utilize for instructional purposes:**



4. Professional Development provided by districts (Supervisors as respondents) :

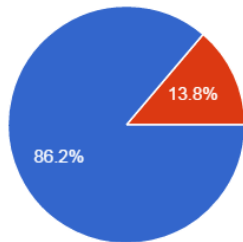
Are there district-level professional development opportunities for teachers?

Yes	30	100%
No	0	0%



Elementary School Teachers

Yes	25	86.2%
No	4	13.8%



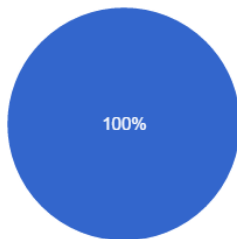
Middle School Teachers

Yes	27	100%
No	0	0%



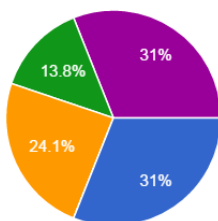
High School Teachers

Yes	28	100%
No	0	0%



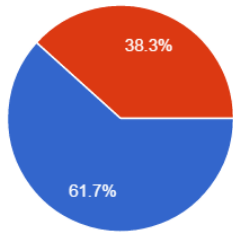
Are the district-level professional development meetings:

One Full Day	9	31%
One Half Day	0	0%
Two Full Days	7	24.1%
Two Half Days	4	13.8%
Other	9	31%
None	0	0%



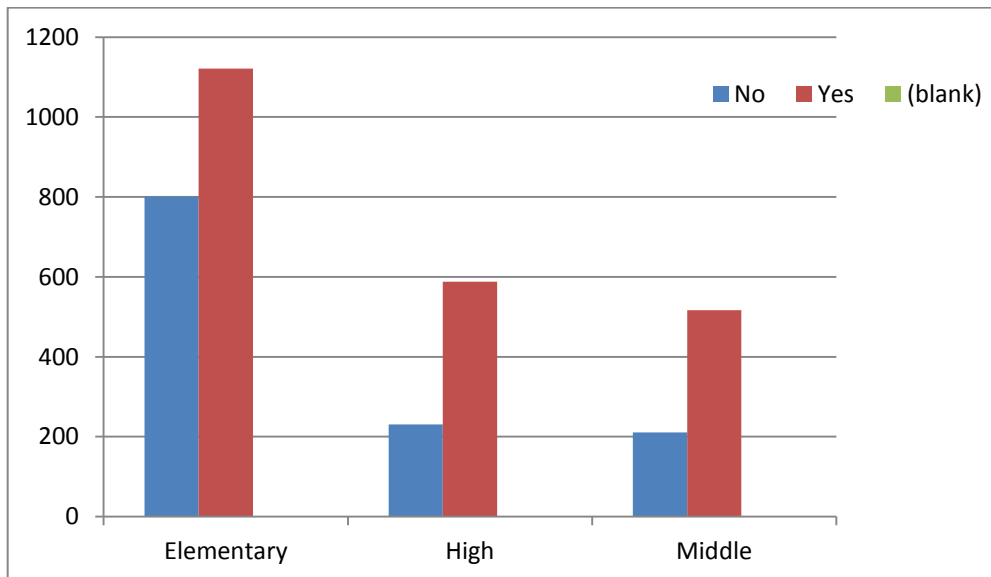
Professional development (teachers as respondents):

Is appropriate professional development available to you?



Yes	2138	61.7%
No	1329	38.3%

Is appropriate professional development available to you (by grade band)?



5. Secondary Certification: Certified in Subject Taught:

How many secondary school social studies classes in middle school are taught by teachers who are teaching a majority of classes out of their area of certification?

LEA	Number of Middle School Classes being taught by teachers out of their Area of Certification
Allegany	3
Anne Arundel	1
Baltimore City	294
Baltimore	66
Calvert	4
Caroline	6
Carroll	0
Cecil	0
Charles	27
Dorchester	0
Frederick	1
Garrett	0
Harford	0
Howard	11
Kent	11
Montgomery	78
Prince George's	516
Queen Anne's	0
St. Mary's	0
Somerset	0
Talbot	0
Washington	0
Wicomico	3
Worcester	36