

UNITED STATES DEPARTMENT OF EDUCATION

OFFICE OF SPECIAL EDUCATION AND REHABILITATIVE SERVICES

REHABILITATION SERVICES ADMINISTRATION

Washington D.C. 20202

FISCAL YEAR

ANNUAL REPORT

INDEPENDENT LIVING SERVICES FOR

OLDER INDIVIDUALS WHO ARE BLIND

GRANTEE

GRANT NO. _____

**Title VII Chapter 2, of the Rehabilitation Act, as amended
Section 752(l)(2)(A) of the Rehabilitation Act, as amended**

According to the Paperwork Reduction Act of 1995, no persons are required to respond to a collection of information unless such collection displays a valid OMB control number. The valid OMB control number for this information collection is 1820-0608. The time required to complete this information collection is estimated to average 8 hours (or minutes) per response, including the time to review instructions, search existing data resources, gather the data needed, and complete and review the information collection. If you have any comments concerning the accuracy of the time estimate(s) or suggestions for improving this form, please write to: U.S. Department of Education, Washington, D.C. 20202-4651. **If you have comments or concerns regarding the status of your individual submission of this form, write directly to:** Thomas Kelley, U.S. Department of Education, 400 Maryland Ave, S.W., PCP Room 5031, Washington, D.C. 20202-2800.

TABLE OF CONTENTS

PART I: FUNDING SOURCES FOR EXPENDITURES AND ENCUMBRANCES.....	1
PART II: STAFFING.....	1
PART III: DATA ON INDIVIDUALS SERVED	2
PART IV: TYPES OF SERVICES PROVIDED AND RESOURCES ALLOCATED	4
PART V: COMPARISON OF PRIOR YEAR ACTIVITIES TO CURRENT REPORTED YEAR	5
PART VI: PROGRAM OUTCOMES/PERFORMANCE MEASURES.....	5
PART VII: NARRATIVE.....	6
PART VIII: SIGNATURE.....	9

PART I: FUNDING SOURCES FOR EXPENDITURES AND ENCUMBRANCES

Title VII-Chapter 2 federal grant award for reported fiscal year	\$
Title VII-Chapter 2 carryover from previous year	\$
A. Funding Sources for Expenditures and encumbrances in Reported FY	Expended or encumbered
A1. Title VII-Chapter 2	\$
A2. Total other federal (a)+(b)+(c)+(d)+(e)	\$
(a) Title VII-Chapter 1-Part B	\$
(b) SSA reimbursement	\$
(c) Title XX - Social Security Act	\$
(d) Older Americans Act	\$
(e) Other	\$
A3. State (excluding in-kind)	\$
A4. Third party	\$
A5. In-kind	\$
A6. TOTAL MATCHING FUNDS (A3+A4+A5)	\$
A7. TOTAL ALL FUNDS EXPENDED (A1+A2+A6)	\$
B. Total expenditures and encumbrances allocated to administrative, support staff, and general overhead costs	\$
C. Total expenditures and encumbrances for direct program services (Line A7 minus Line B)	\$

PART II: STAFFING

FTE (full time equivalent) is based upon a 40-hour workweek or 2080 hours per year.

A. Full-time Equivalent (FTE) Program Staff	Administrative & Support	Direct Service	TOTAL
A1. FTE State Agency	a.	b.	c.
A2. FTE Contractors	a.	b.	c.
A3. TOTAL FTE (A1 + A2)	a.	b.	c.
B. Employed or advanced in employment	No. employed		FTE
B1. Employees with Disabilities (include blind and visually impaired not 55 or older)	a.		b.
B2. Employees with Blindness Age 55 and Older	a.		b.
B3. Employees who are Racial/Ethnic Minorities	a.		b.
B4. Employees who are Women	a.		b.
B5. Employees Age 55 and Older (not blind and visually impaired)	a.		b.

C. Volunteers	
C1. FTE program volunteers (no. of volunteer hours ÷ 2080)	

PART III: DATA ON INDIVIDUALS SERVED

Provide data in each of the categories below related to the number of individuals for whom one or more services were provided during the reported fiscal year.

A. INDIVIDUALS SERVED	
A1. Number of individuals who began receiving services in the previous FY and continued to receive services in the reported FY	
A2. Number of individuals who began receiving services in the reported FY	
A3. TOTAL individuals served during the reported fiscal year (A1+ A2)	
B. AGE	
B1. 55-59	
B2. 60-64	
B3. 65-69	
B4. 70-74	
B5. 75-79	
B6. 80-84	
B7. 85-89	
B8. 90-94	
B9. 95-99	
B10. 100 & over	
B11. TOTAL (Add B1 through B10, must agree with A3)	
C. GENDER	
C1. Female	
C2. Male	
C3. TOTAL (Add C1 + C2, must agree with A3)	
D. RACE/ETHNICITY	
D1. Hispanic/Latino of any race or Hispanic/ Latino only	
D2. American Indian or Alaska Native, not Hispanic/Latino	
D3. Asian, not Hispanic/Latino	
D4. Black or African American, not Hispanic/Latino	
D5. Native Hawaiian or Other Pacific Islander, not Hispanic/Latino	
D6. White, not Hispanic/Latino	
D7. Two or more races, not Hispanic/Latino	
D8. Race and ethnicity unknown, not Hispanic/Latino (only if consumer refuses to identify)	
D9. TOTAL (Add D1 through D8, must agree with A3)	
E. DEGREE OF VISUAL IMPAIRMENT	
E1. Totally Blind (LP only or NLP)	
E2. Legally Blind (excluding totally blind)	
E3. Severe Visual Impairment	

E4.	TOTAL (Add E1 through E3, must agree with A3)	
F. MAJOR CAUSE OF VISUAL IMPAIRMENT		
F1.	Macular Degeneration	
F2.	Diabetic Retinopathy	
F3.	Glaucoma	
F4.	Cataracts	
F5.	Other	
F6.	TOTAL (Add F1 through F5, must agree with A3)	
G. OTHER AGE-RELATED IMPAIRMENTS		
G1.	Hearing Impairment	
G2.	Diabetes	
G3.	Cardiovascular Disease and Strokes	
G4.	Cancer	
G5.	Bone, Muscle, Skin, Joint, and Movement Disorders	
G6.	Alzheimer's Disease/Cognitive Impairment	
G7.	Depression/Mood Disorder	
G8.	Other Major Geriatric Concerns	
H. TYPE OF LIVING ARRANGEMENT		
H1.	Lives alone	
H2.	Lives with others (family, spouse, caretaker, etc.)	
H3.	TOTAL (Add H1 + H2, must agree with A3)	
I. TYPE OF RESIDENCE		
I1.	Private residence (house or apartment)	
I2.	Senior Living/Retirement Community	
I3.	Assisted Living Facility	
I4.	Nursing Home/Long-term Care facility	
I5.	TOTAL (Add I1 through I4, must agree with A3)	
J. SOURCE OF REFERRAL		
J1.	Eye care provider (ophthalmologist, optometrist)	
J2.	Physician/medical provider	
J3.	State VR agency	
J4.	Government or Social Service Agency	
J5.	Senior Program	
J6.	Faith-based organization	
J7.	Independent Living center	
J8.	Family member or friend	
J9.	Self-referral	
J10.	Enter the number of individuals served referred by the Veterans Administration	
J11.	Other	
J12.	TOTAL (Add J1 through J10, must agree with A3)	

PART IV: TYPES OF SERVICES PROVIDED AND RESOURCES ALLOCATED

Provide data related to the number of older individuals who are blind receiving each type of service and resources committed to each type of service.

A. Clinical/functional vision assessments and services			
A1.	a. Total Cost from VII-2 funds	\$	# Persons Served
	b. Total Cost from Other funds	\$	
A2.	Vision screening / vision examination / low vision evaluation		
A3.	Surgical or therapeutic treatment to prevent, correct, or modify disabling eye conditions		
B. Assistive technology devices and services			
B1.	a. Total Cost from VII-2 funds	\$	# Persons Served
	b. Total Cost from Other funds	\$	
B2.	Provision of assistive technology devices and aids		
B3.	Provision of assistive technology services		
C. Independent living and adjustment training and services			
C1.	a. Total Cost from VII-2 funds	\$	# Persons Served
	b. Total Cost from Other funds	\$	
C2.	Independent living and adjustment skills training		
C3.	Orientation and Mobility training		
C4.	Communication skills		
C5.	Daily living skills		
C6.	Supportive services (reader services, transportation, personal attendant services, support service providers, interpreters, etc)		
C7.	Advocacy training and support networks		
C8.	Counseling (peer, individual and group)		
C9.	Information, referral and community integration		
C10.	Other IL services		
D. Community Awareness Activities/ Information and Referral Services			
D1.	a. Total Cost from VII-2 funds	\$	# Events/ Activities
	b. Total Cost from other funds	\$	
D2.	Information and Referral (optional)		
D3.	Community Awareness: Events/Activities	a.	b.

PART V: COMPARISON OF PRIOR YEAR ACTIVITIES TO CURRENT REPORTED YEAR

	Prior FY	Reported FY	Change (+ / -)
A1. Program Cost (all sources)	a.	b.	c.
A2. No. Individuals Served	a.	b.	c.
A3. No. of Minority Individuals Served	a.	b.	c.
A4. No. of Community Awareness Activities	a.	b.	c.
A5. No. of Collaborating agencies and Organizations (other than sub-grantees)	a.	b.	c.
A6. No. of Sub-grantees	a.	b.	c.

PART VI: PROGRAM OUTCOMES/PERFORMANCE MEASURES

Provide the following data for each of the performance measures below. This will assist RSA in reporting results and outcomes related to the program.


VI. PROGRAM OUTCOMES/PERFORMANCE MEASURES	No. of Persons
A1. Number of individuals who received orientation and mobility (O & M) services (refer to Part IV C3).	
A2. Of those receiving orientation and mobility (O & M) services, the number of individuals who experienced functional gains or maintained their ability to travel safely and independently in their residence and/or community environment as a result of services.	
A3. Number of individuals for whom functional gains have not yet been determined at the close of the reporting period.	
B1. Number of individuals who received services or training in alternative non-visual or low vision techniques (refer to Part IV C2).	
B2. Number of individuals that experienced functional gains or successfully restored or maintained their functional ability to engage in their customary life activities as a result of services or training in alternative non-visual or low vision techniques.	
B3. Number of individuals for whom functional gains have not yet been determined at the close of the reporting period.	
C1. Number of individuals receiving AT (assistive technology) services and training (refer to Part IV B2).	
C2. Number of individuals receiving AT (assistive technology) services and training who regained or improved functional abilities that were previously lost or diminished as a result of vision loss.	
C3. Number of individuals for whom functional gains have not yet been determined at the close of the reporting period.	
D1. Number of individuals served who reported feeling that they are in greater control and are more confident in their ability to maintain their	

	current living situation as a result of services they received.	
D2.	Number of individuals served who reported feeling that they have less control and confidence in their ability to maintain their current living situation as a result of services they received.	
D3.	Number of individuals served who reported no change in their feelings of control and confidence in their ability to maintain their current living situation as a result of services they received.	
D4.	Number of individuals served who experienced changes in lifestyle for reasons unrelated to vision loss	

PART VII: NARRATIVE

- A. Briefly describe the agency’s method of implementation for the Title VII-Chapter 2 program (i.e. in-house, through sub-grantees/contractors, or a combination) incorporating outreach efforts to reach underserved and/or unserved populations. Please list all sub-grantees/contractors.


- B. Briefly describe any activities designed to expand or improve services including collaborative activities or community awareness; and efforts to incorporate new methods and approaches developed by the program into the State Plan for Independent Living (SPIL) under Section 704.

A large, empty rectangular box with a thin black border, intended for the user to provide a response to item B.


- C. Briefly summarize results from any of the most recent evaluations or satisfaction surveys conducted for your program and attach a copy of applicable reports.

A large, empty rectangular box with a thin black border, intended for the user to provide a response to item C.

- D. Briefly describe the impact of the Title VII-Chapter 2 program, citing examples from individual cases (without identifying information) in which services contributed significantly to increasing independence and quality of life for the individual(s).



- E. Finally, note any problematic areas or concerns related to implementing the Title VII-Chapter 2 program in your state.



PART VIII: SIGNATURE

Please sign and print the name, title and telephone number of the IL-OIB Program Director below.

I certify that the data herein reported are statistically accurate to the best of my knowledge.

Name (Printed)	Title	Telephone Number
----------------	-------	------------------

Name (Signature)	Date
------------------	------