

Policy Impact: HB425/SB651 Early Grade Suspensions



State Board of Education

June 23, 2020

HB425/SB651 (2017) Overview

- Passed in Spring 2017, entered in [COMAR 13A.08.01.11 \(C\)](#) in December 2017
- A pre-kindergarten, kindergarten, first grade, or second grade student may not be suspended or expelled unless:
 - Federal law requires it (ex: carrying a firearm on school property)
 - “If the school administration, in consultation with a school psychologist or other mental health professional, determines that there is an imminent threat of serious harm to other students or staff that cannot be reduced or eliminated through interventions and supports” (in which case suspensions may not exceed five days)
- Imminent threat of serious harm is defined as “likely and immediate danger of significant physical injury. The inability of the child to de-escalate after an intervention and return to the classroom without continuing the physical attack on either staff or students would constitute an ‘imminent threat.’”
- The school shall provide intervention and support to address behavior for suspended and/or non-suspended, disruptive students.

Research Questions

RQ1: Were out-of-school suspensions (OSSs) eliminated for Pre-Kindergarten to Grade 2 students in Maryland public schools after the implementation of HB425/SB651?

RQ2: Did OSSs decrease for Pre-Kindergarten to Grade 2 students in Maryland public schools after the implementation of HB425/SB651?

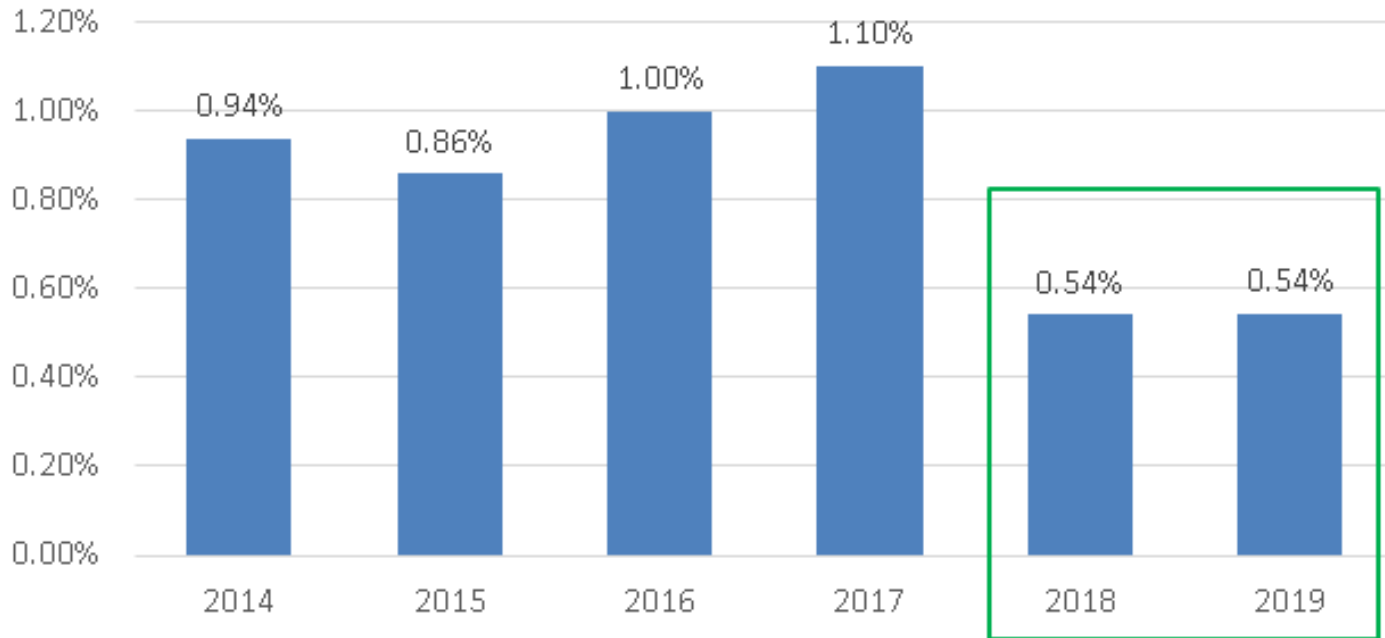
RQ3: Did some grades show greater changes in OSSs after the implementation of HB425/SB651, and in what patterns?

RQ4: Did some student groups show greater changes in OSSs after the implementation of HB425/SB651, and in what patterns?

RQ5: Did some local school systems show greater changes in OSSs after the implementation of HB425/SB651, and in what patterns?

RQ1: Were OSSs eliminated for Pre-Kindergarten to Grade 2 students in Maryland public schools after the implementation of HB425/SB651?

Percent of PreK-2 Students Suspended At Least Once

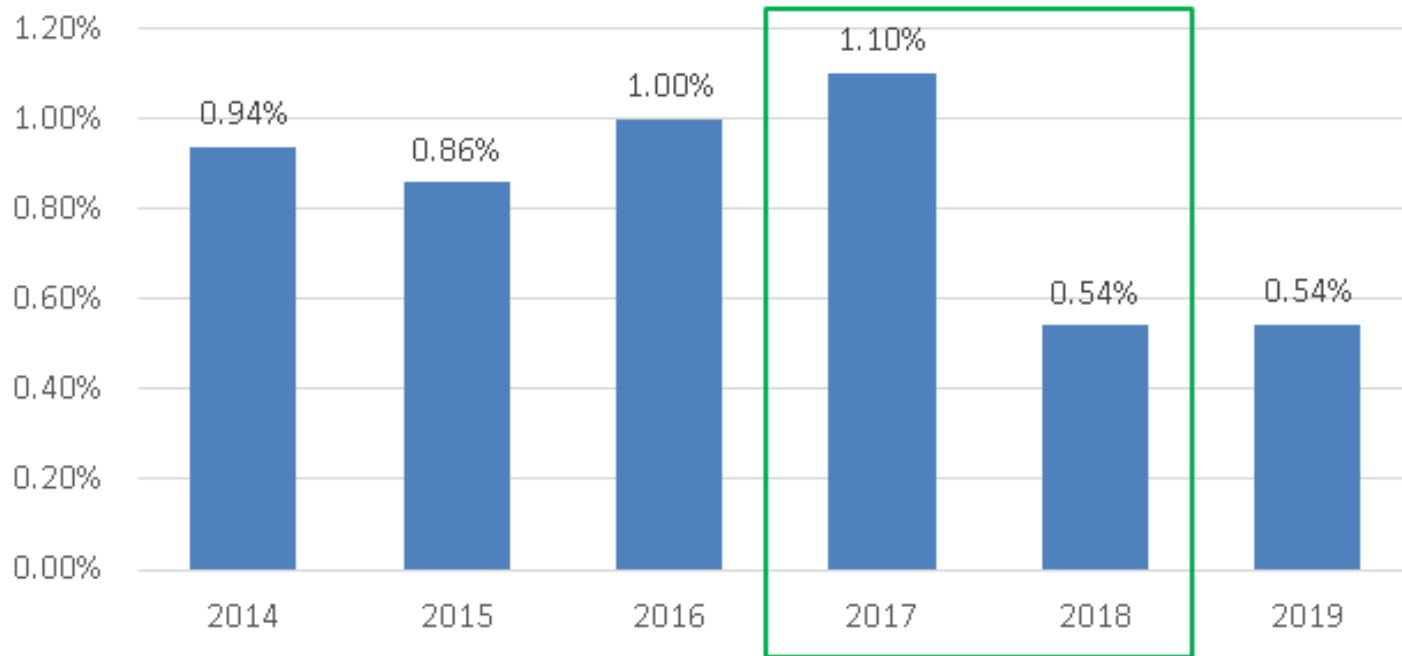


School Year	# of Suspensions Incidences	Incidences per 100 Students	# of Students Suspended	% of Students Suspended	Prior Year Change: % Suspended
SY1415	3,593	1.52	2,006	0.85%	N/A
SY1516	4,234	1.80	2,353	1.00%	+0.15***
SY1617	4,812	2.06	2,572	1.10%	+0.10***
SY1718	1,999	0.87	1,251	0.54%	-0.56***
SY1819	2,311	1.00	1,254	0.54%	0.00

*p < .05; **p < .01; ***p < .001

RQ2: Did OSSs decrease for Pre-Kindergarten to Grade 2 students in Maryland public schools after the implementation of HB425/SB651?

Percent of PreK-2 Students Suspended At Least Once



School Year	# of Suspensions Incidences	Incidents per 100 Students	# of Students Suspended	% of Students Suspended	Prior Year Change: % Suspended
SY1415	3,593	1.52	2,006	0.85%	N/A
SY1516	4,234	1.80	2,353	1.00%	+0.15***
SY1617	4,812	2.06	2,572	1.10%	+0.10***
SY1718	1,999	0.87	1,251	0.54%	-0.56***
SY1819	2,311	1.00	1,254	0.54%	0.00

*p < .05; **p < .01; ***p < .001

HB425/SB651 Impact Study

Findings

RQ1: Were out-of-school suspensions (OSSs) eliminated for Pre-Kindergarten to Grade 2 students in Maryland public schools after the implementation of HB425/SB651?

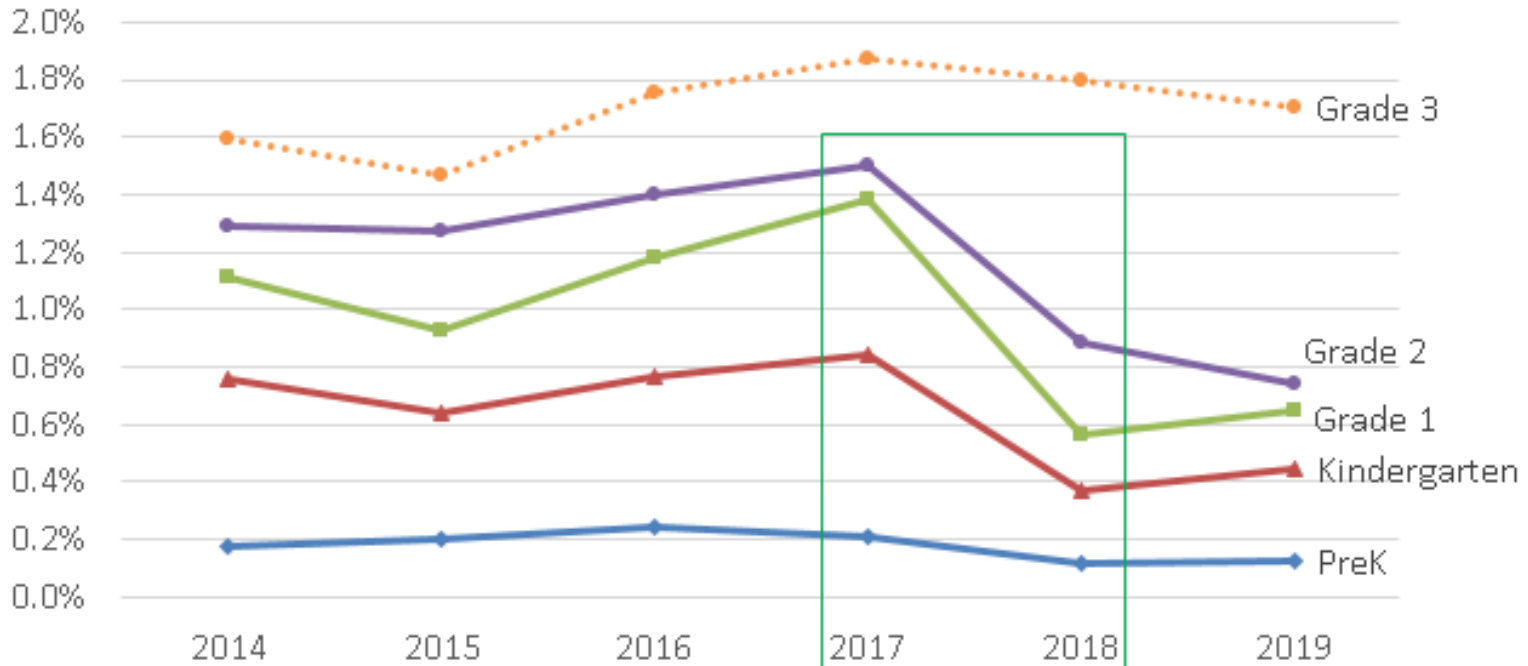
Finding: Out of school suspensions were not eliminated for Pre-Kindergarten to Grade 2 students in 2017-18. In 2017-18, 0.54% of Pre-Kindergarten to Grade 2 students were suspended at least once.

RQ2: Did OSSs decrease for Pre-Kindergarten to Grade 2 students in Maryland public schools after the implementation of HB425/SB651?

Finding: Pre-Kindergarten to Grade 2 students showed statistically significant decreases in suspensions after implementation of the law. In 2017-18, there was a decrease of 0.56 percentage points of students who were suspended at least once (from 1.10% to 0.54%).

RQ3: Did some grades show greater changes in OSSs after the implementation of HB425/SB651, and in what patterns?

Percent of PreK-2 Students Suspended At Least Once



Grade	2017 # of Students Suspended	2017 % of Students Suspended	2018 # of Students Suspended	2018 % of Students Suspended	PP Change in Students Suspended
Pre-K	70	0.21%	38	0.12%	-0.10**
Kinder.	549	0.84%	242	0.37%	-0.47***
Grade 1	925	1.39%	377	0.57%	-0.82***
Grade 2	1,028	1.50%	594	0.89%	-0.62***
Grade 3	1,318	1.88%	1,239	1.80%	-0.07

*p < .05; **p < .01; ***p < .001

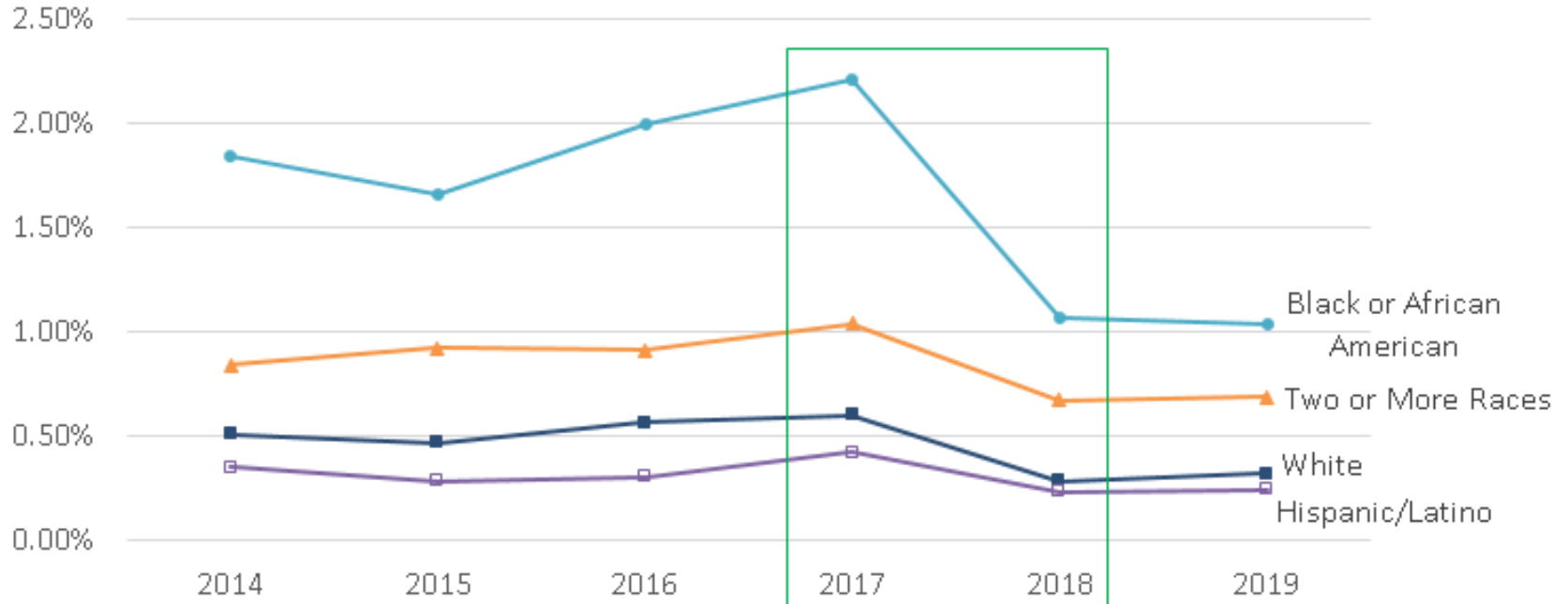
HB425/SB651 Impact Study Findings

RQ3: Did some grades show greater changes in OSSs after the implementation of HB425/SB651, and in what patterns?

Finding: All targeted grades showed statistically significant decreases in suspensions after implementation of the law. The percent of Grade 2 students suspended decreased from 1.50% in 2017 to 0.89% in 2018. The percent of Pre-Kindergarten suspended decreased from 0.21% in 2017 to 0.12% in 2018.

RQ4: Did some student groups show greater changes in OSSs after the implementation of HB425/SB651, and in what patterns?

Percent of PreK-2 Students Suspended by Year

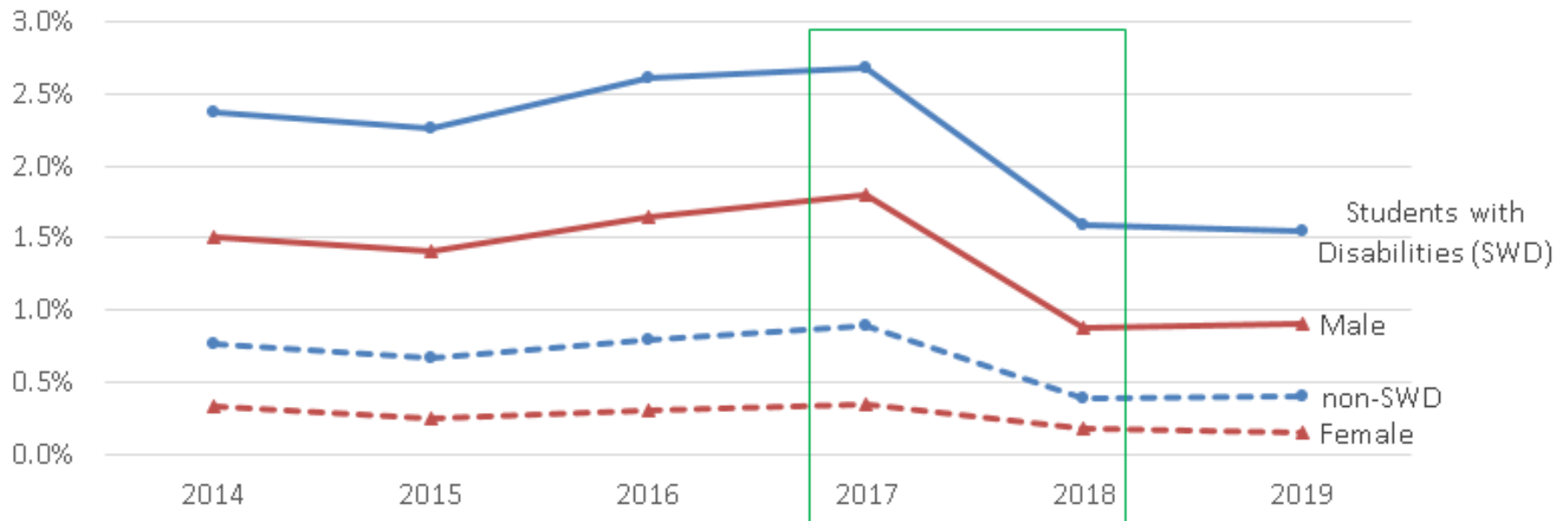


Race/ Ethnic Group	2017 # of Students Suspended	2017 % of Students Suspended	2018 # of Students Suspended	2018 % of Students Suspended	PP Change in Students Suspended
Amer. Indian	#	#	#	#	#
Asian	13	0.09%	#	#	#
Black/Af. Amer.	1,753	2.21%	827	1.07%	-1.14***
Hisp./Latino	188	0.42%	104	0.23%	-0.19***
Native Hawaiian	#	#	#	#	#
Two or more races	121	1.04%	80	0.67%	-0.37**
White	492	0.60%	230	0.28%	-0.31***

*p < .05; **p < .01;
***p < .001

RQ4: Did some student groups show greater changes in OSSs after the implementation of HB425/SB651, and in what patterns?

Percent of PreK-2 Students Suspended by Year



Student Group	2017 # of Students Suspended	2017 % of Students Suspended	2018 # of Students Suspended	2018 % of Students Suspended	PP Change in Students Suspended
Female	394	0.35%	201	0.18%	-0.17***
Male	2,178	1.80%	1,050	0.88%	-0.92***
SWDs	798	2.68%	480	1.58%	-1.09***
Non-SWDs	1,809	0.89%	781	0.39%	-0.50***
All Students	2,572	1.10%	1,251	0.54%	-0.56***

HB425/SB651 Impact Study

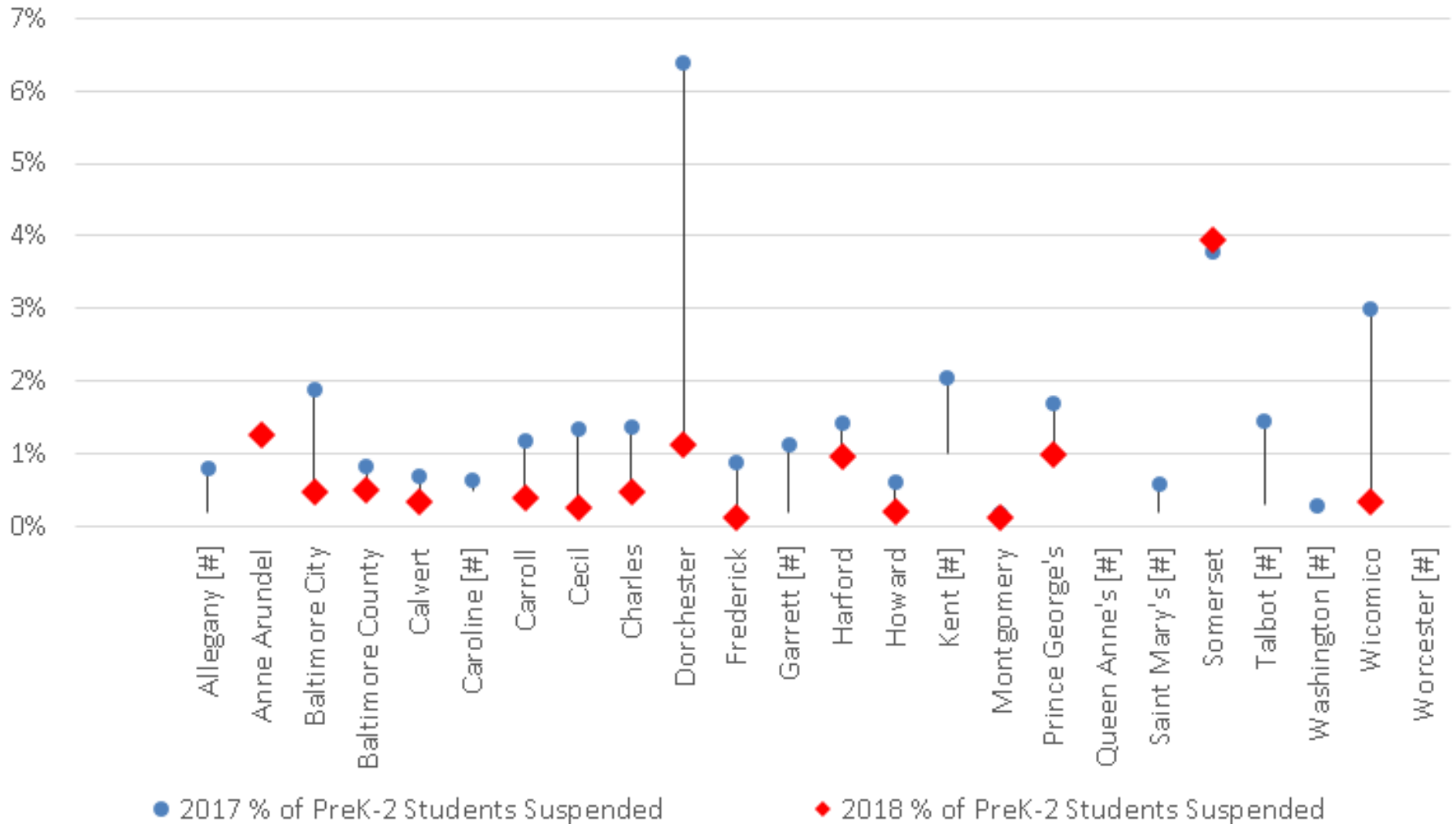
Findings

RQ4: Did some student groups show greater changes in OSSs after the implementation of HB425/SB651, and in what patterns?

Finding: Most racial/ethnic groups in Pre-Kindergarten to Grade 2 (Black/African-American, Hispanic/Latino, two or more races, and White) showed statistically significant decreases in suspensions after law implementation.

Male students, female students, students with disabilities, and students without disabilities in Pre-Kindergarten to Grade 2 all showed statistically significant decreases in suspensions after law implementation.

RQ5: Did some local school systems show greater changes in OSSs after the implementation of HB425/SB651, and in what patterns?



HB425/SB651 Impact Study Findings

RQ5: Did some local school systems show greater changes in OSSs after the implementation of HB425/SB651, and in what patterns?

Finding: Changes at the local level can be reported for 16 local school systems (LSSs). Of these 16, after the implementation of the law 12 local school systems showed a statistically significant decrease in the percent of Pre-Kindergarten to Grade 2 students who were suspended. Four showed no significant difference. (Data cannot be reported for 8 school systems due to very small numbers of out of school suspensions.)