



**Mohammed Choudhury**  
State Superintendent of Schools

---

**To:** Members of the State Board of Education  
**From:** Mohammed Choudhury, State Superintendent of Schools  
**Date:** February 28, 2023  
**Subject:** Adjusted Cohort Graduation and Dropout Rates

---

**PURPOSE**

To provide the State Board of Education with updates on data including four-year and five-year graduation rates, and four-year dropout rate.

**EXECUTIVE SUMMARY**

Data to be presented will include:

1. Adjusted cohort four-year graduation rate,
2. Adjusted cohort five-year graduation rate, and
3. Four-year dropout rate.

**ACTION**

No action is necessary, for discussion only.

# Cohort Graduation and Dropout Rates


MARYLAND STATE BOARD OF EDUCATION | February 28, 2023

Presented By | Chandra Haislet, Assistant State Superintendent, Division of Assessment, Accountability and Performance Reporting



# PRESENTATION OUTLINE

- High School Completers
- Cohort Graduation Rates
- Cohort Dropout Rate

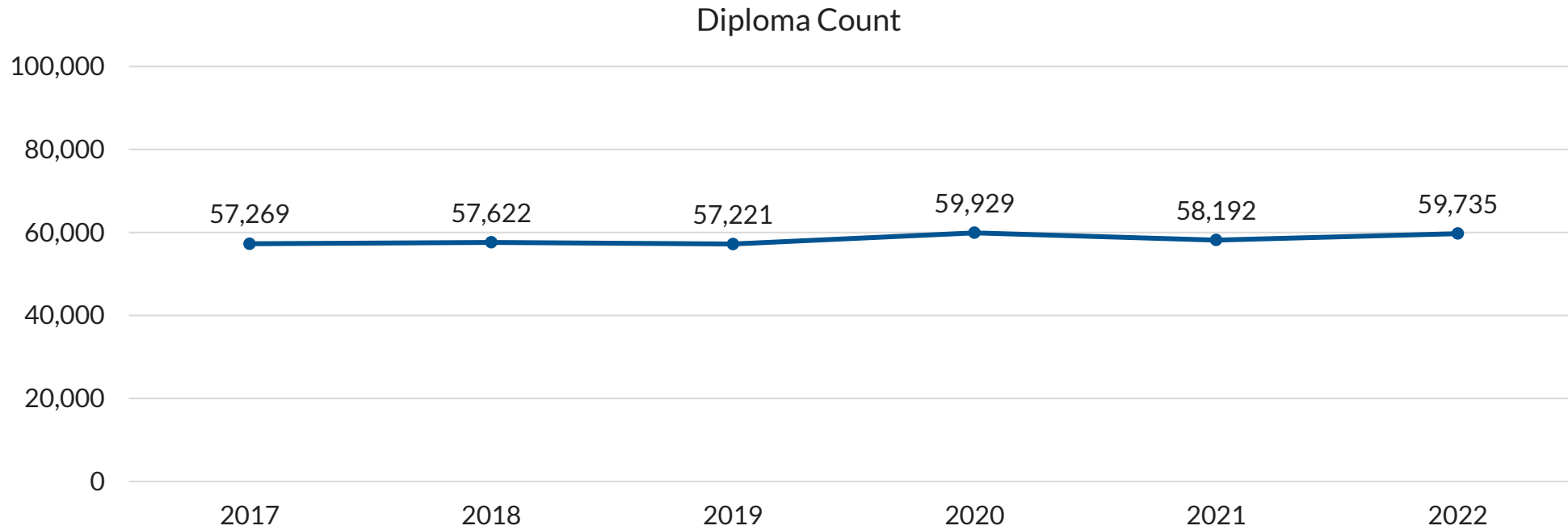
- 
1. **High School Completers**
  2. Cohort Graduation Rates
  3. Cohort Dropout Rate

# High School Completers

*Overview of Maryland High School Diploma Numbers*

# Diplomas

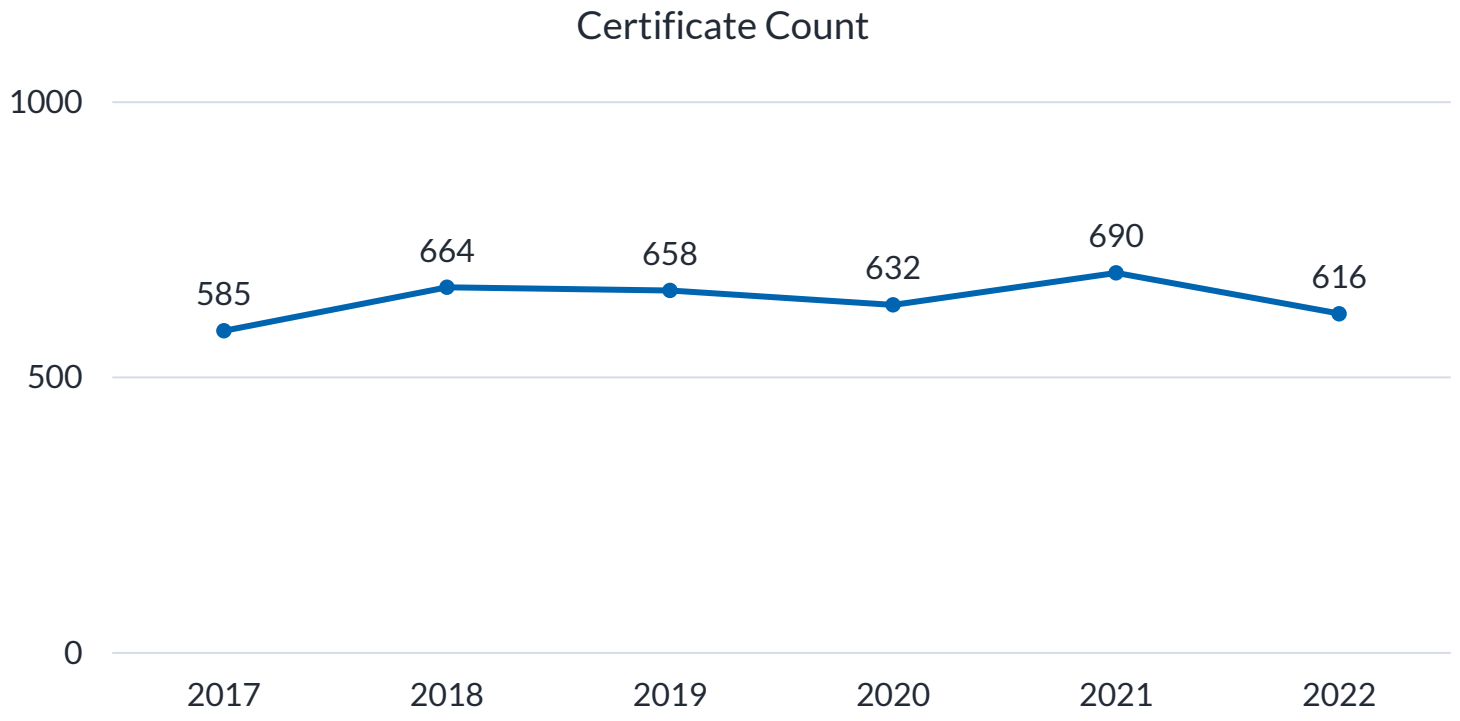
To be awarded a **Maryland High School Diploma**, a student must (1) complete the enrollment, credit, and service requirements, (2) complete local education agency requirements, and (3) meet the graduation assessment requirements.



Note: Maryland Graduation Requirements COMAR 13A.03.02.09B

# Certificates

A Maryland High School Certificate of Program Completion is awarded to students with disabilities who cannot meet the requirements for a diploma but who meet alternative standards under COMAR 13A.03.02.09E.



Note: Maryland Graduation Requirements COMAR 13A.03.02.09B

# High School Program Completion, SY 2021-2022

Maryland students may graduate having completed a Career and Technical Education program or the University System of Maryland course requirements. Some students successfully complete both programs.

**56.1%**

of 2022 High school completers met **course requirements for the University System of Maryland (USM)** as outlined in the USM Undergraduate Admissions Requirements



**8.0%**

of 2022 High school completers completed an approved **Career and Technical Education (CTE)** program of study



**18.3%**

of 2022 High school completers who met **course requirements for the University System of Maryland (USM)** as outlined in the USM Undergraduate Admissions Requirements **AND** completed an approved **Career and Technical Education (CTE)** program of study



Program Completion	2022 Student Count
USM	33,878
CTE	4,807
USM + CTE	11,058
<b>Total Completers</b>	<b>60,351</b>

- 
1. High School Completers
  2. **Cohort Graduation Rates**
  3. Cohort Dropout Rate

# Cohort Graduation Rate

*Four-Year and Five-Year Cohort Graduation Rate results.*



# Maryland Cohort Rates Overview

A **graduation cohort** is a group of students who begin as first-time ninth graders in a particular school year.

Maryland measures a four-year and a five-year cohort graduation rate and a four-year dropout rate.

- Class of 2022 4-year cohort were first-time 9th graders in school year 2018–2019.
- Class of 2021 5-year cohort were first-time 9th graders in school year 2017-2018.



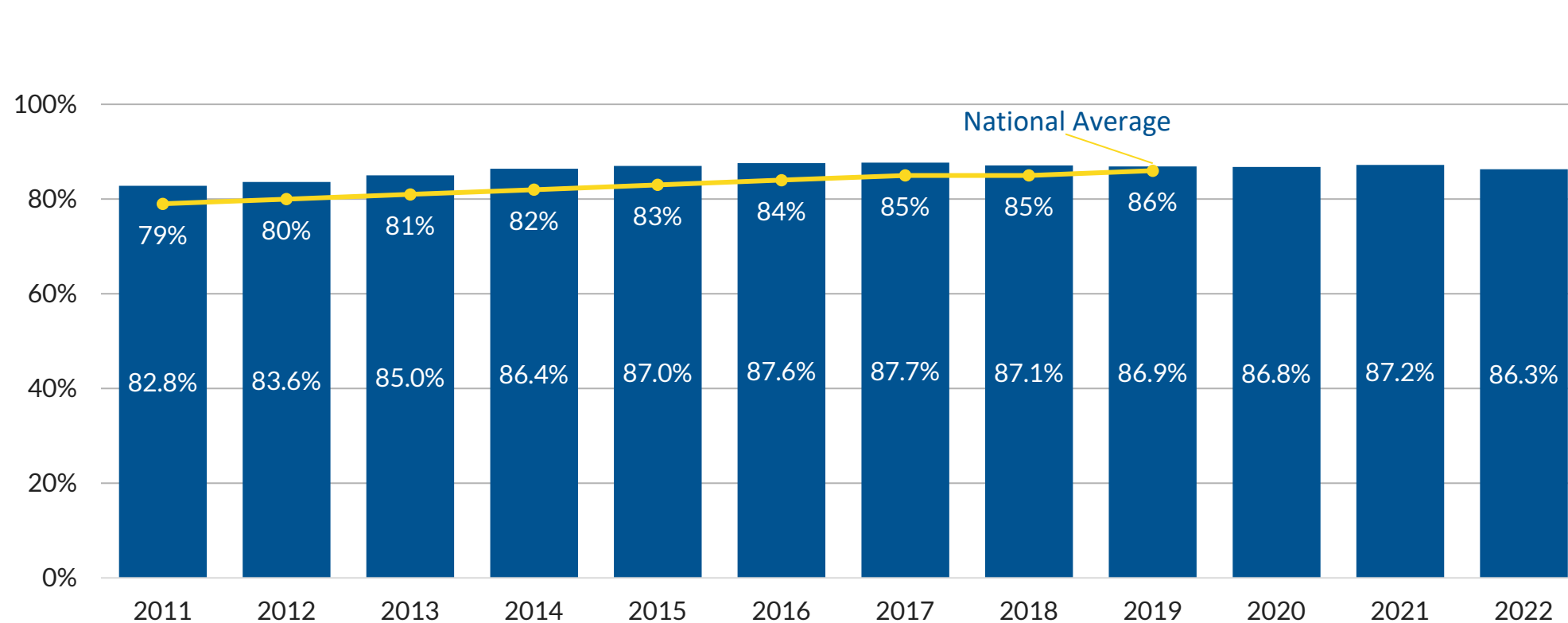
# Graduates from SY 2021-2022

The class of 2022 entered high school as a 9<sup>th</sup> grader in school year 2018–2019. Students in this cohort were impacted by the COVID-19 pandemic for most of their high school experience.

- **SY 2019-2020: Schools closed in March 2020** with students receiving limited virtual instruction for remainder of school year (10<sup>th</sup> grade)
- **SY 2020-2021: Schools in Maryland were virtual** (11<sup>th</sup> grade)
- **SY 2021-2022: Schools impacted by quarantine and absenteeism** which is evident in the increase in chronic absenteeism across the state (12<sup>th</sup> grade)

# Four-Year Cohort Graduation Rate Trend

Maryland's four-year adjusted cohort graduation rate has decreased from 87.2% in school year 2020-2021 to 86.3% in school year 2021-2022.

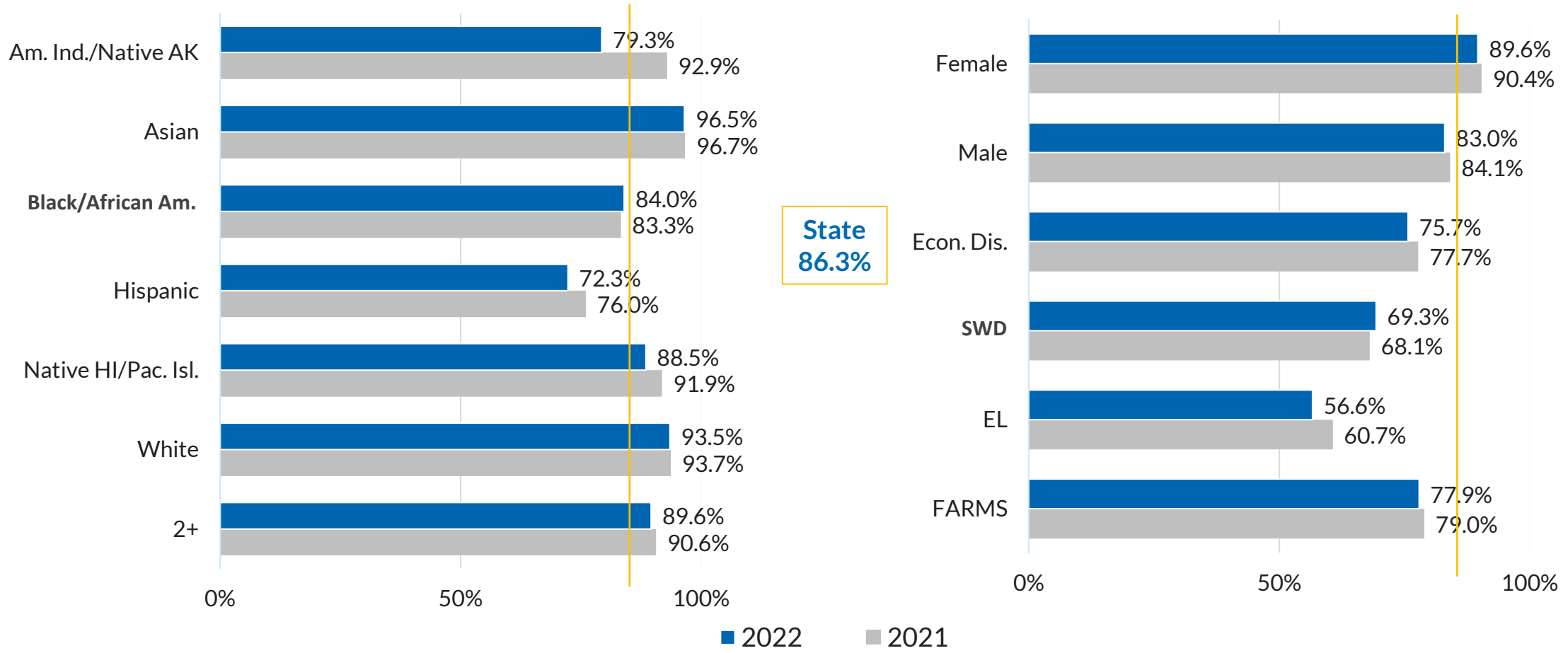


Year	Diploma Count	4-Year Cohort Count
2011	55,947	67,552
2012	56,260	67,318
2013	56,152	66,087
2014	56,062	64,897
2015	55,473	63,775
2016	55,586	63,446
2017	55,438	63,238
2018	56,704	65,089
2019	55,734	64,164
2020	58,275	67,178
2021	57,423	65,850
2022	57,860	67,056

Source of national four-year ACGR: National Center for Education Statistics (NCES). <https://nces.ed.gov/fastfacts/display.asp?id=805>

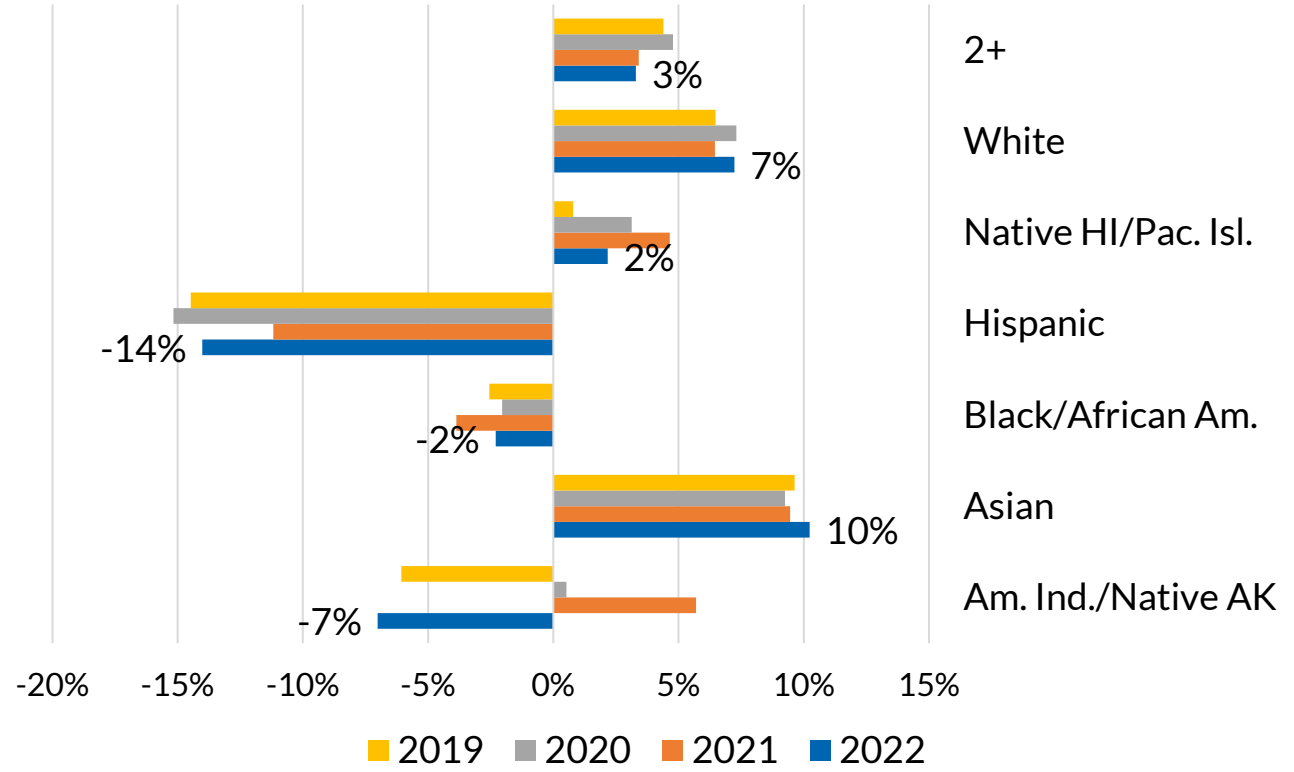
# Four-Year Cohort Graduation Rate by Student Groups

Statewide the four-year graduation rate SY 2021-2022 was 86.3%. The rates have decreased for nearly all race/ ethnicities and student groups except for Black/African American students and students with disabilities which increased.



# Four-Year Graduation Rate Race/Ethnicity Compared to All Students

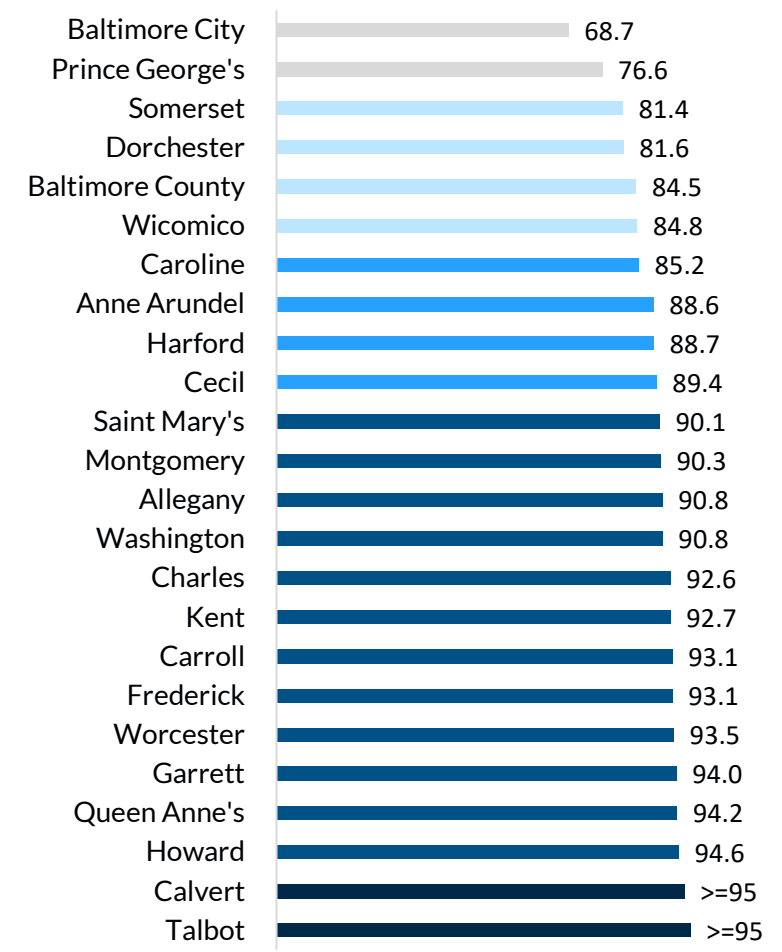
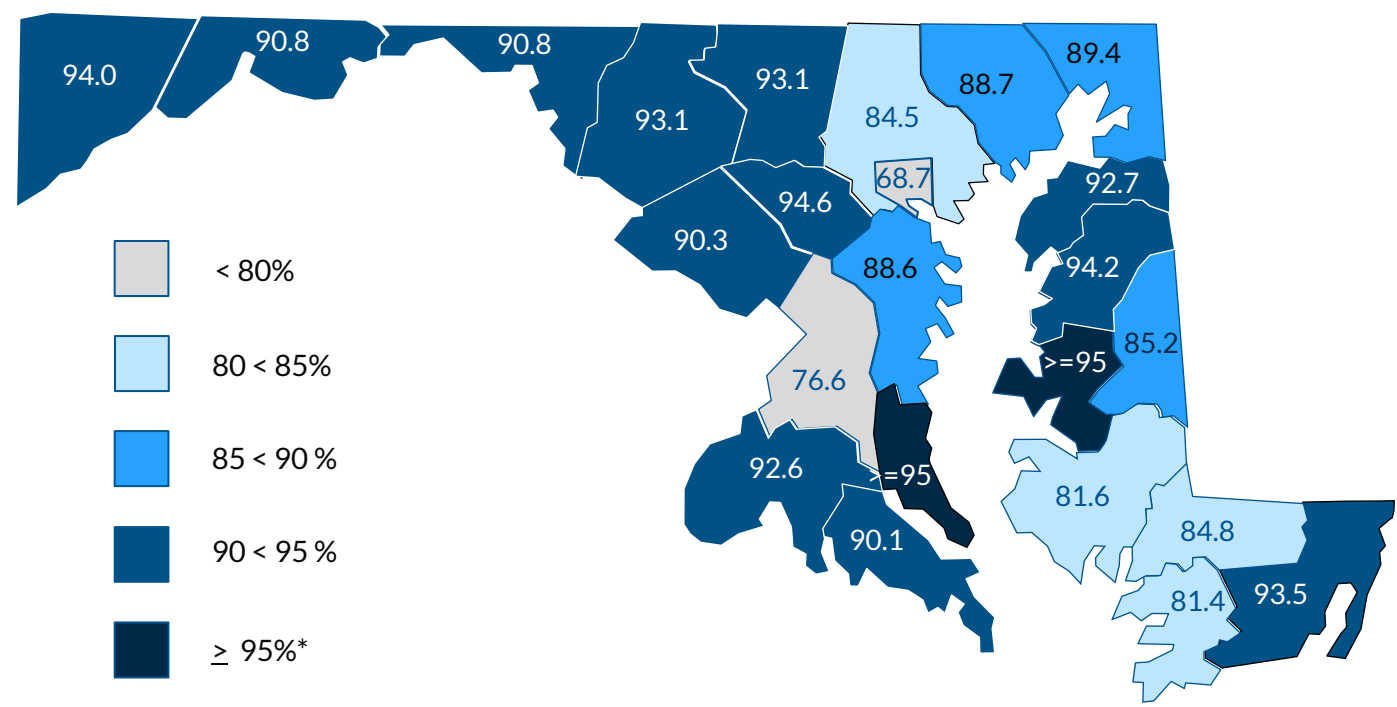
Statewide the four-year graduation rate SY 2021-2022 was 86.3%. This chart shows the percentage point difference of a student group as compared to statewide. The cohort graduation rate for Hispanic and Black/African American has been persistently below statewide.



Race/Ethnicity	2022 Graduates (n)
Am. Ind./AK	111
Asian	4,455
Black/African Am.	18,783
Hispanic	9,270
HI/Pac. Isl.	69
2+	2,487
White	22,685

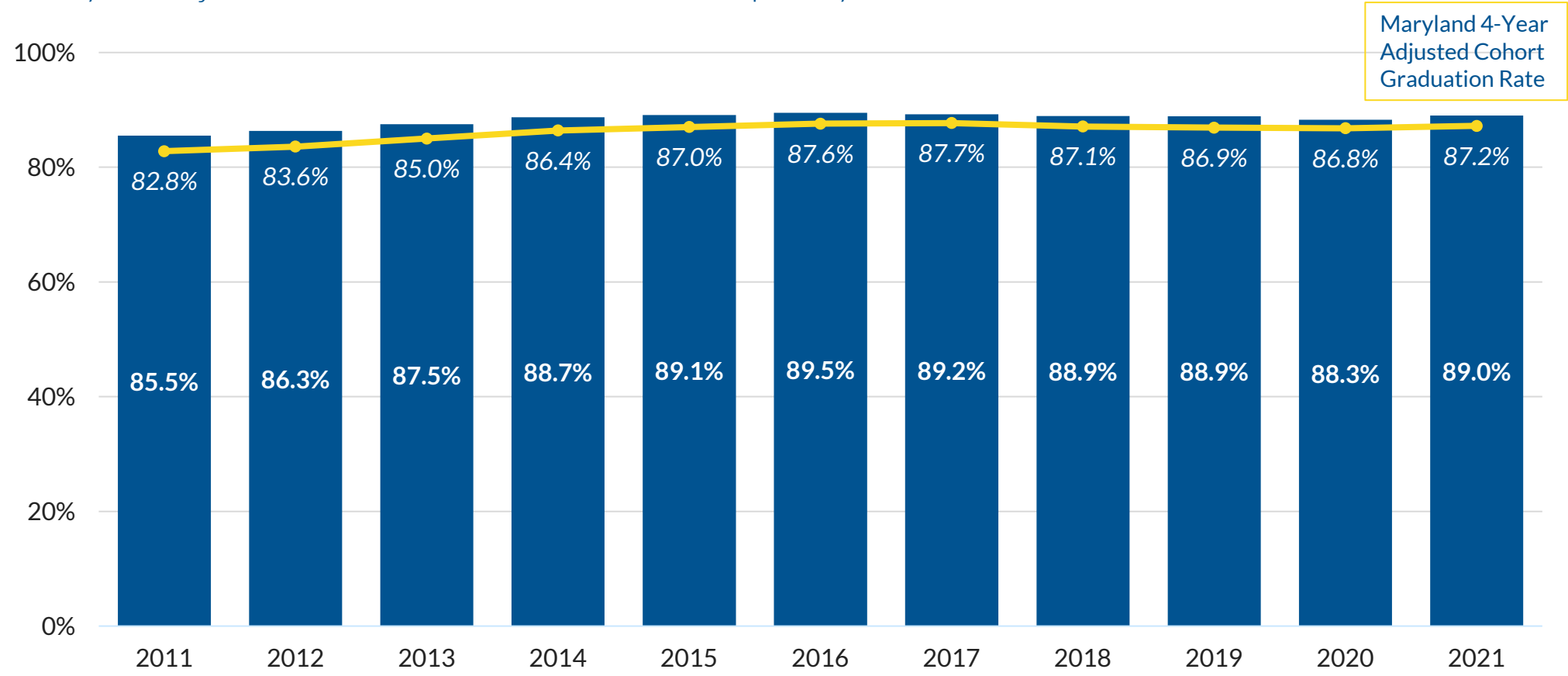
# Four- Year Cohort Graduation Rate by Local Education Agency

Statewide the four-year graduation rate SY 2021-2022 was 86.3%. The graduation rate varies across LEAs with 7 LEAs below the statewide rate.



# Five-Year Cohort Graduation Rate Trend

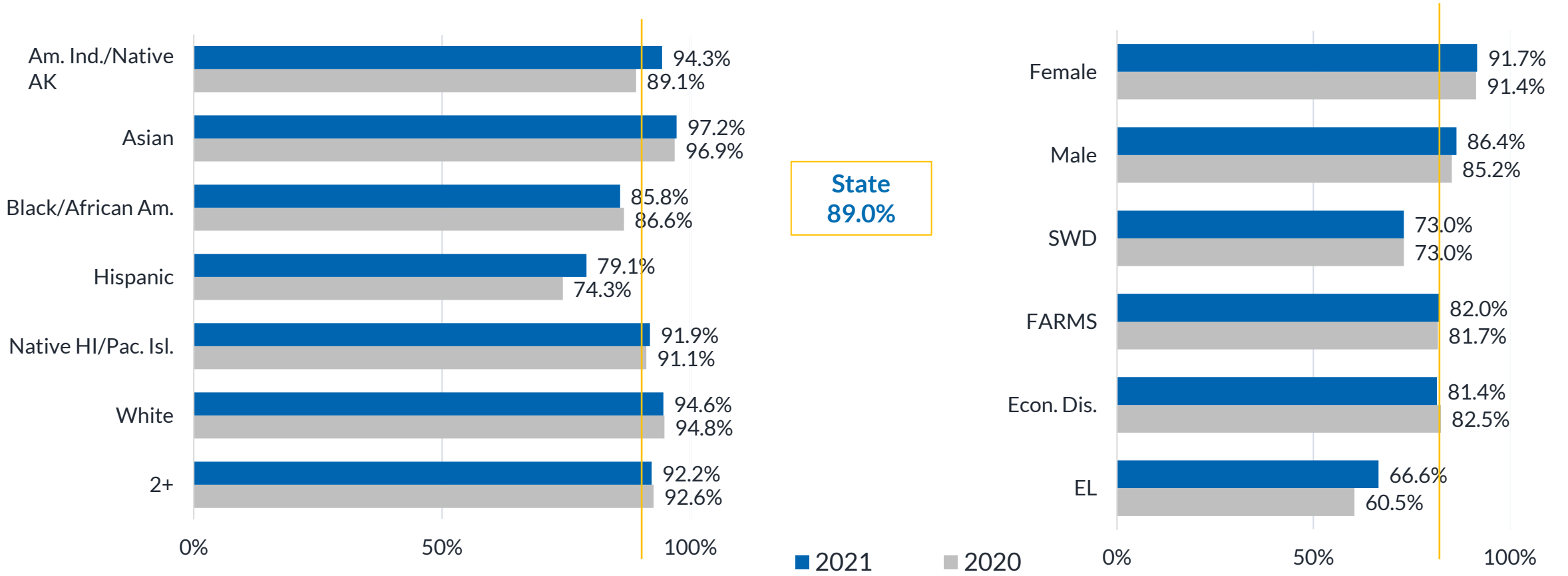
Maryland's SY 2020-2021 five-year adjusted cohort graduation rate has increased to 89.0% in comparison to a five-year adjusted cohort rate of 88.3% for the prior year's cohort.



Year	Diploma Count	5-Year Cohort Count
2011	57,843	67,642
2012	58,157	67,372
2013	57,824	66,099
2014	57,614	64,956
2015	56,860	63,809
2016	56,804	63,491
2017	56,442	63,267
2018	57,929	65,157
2019	57,064	64,201
2020	59,323	67,213
2021	58,636	65,868

# Five-Year Cohort Graduation Rate by Student Groups

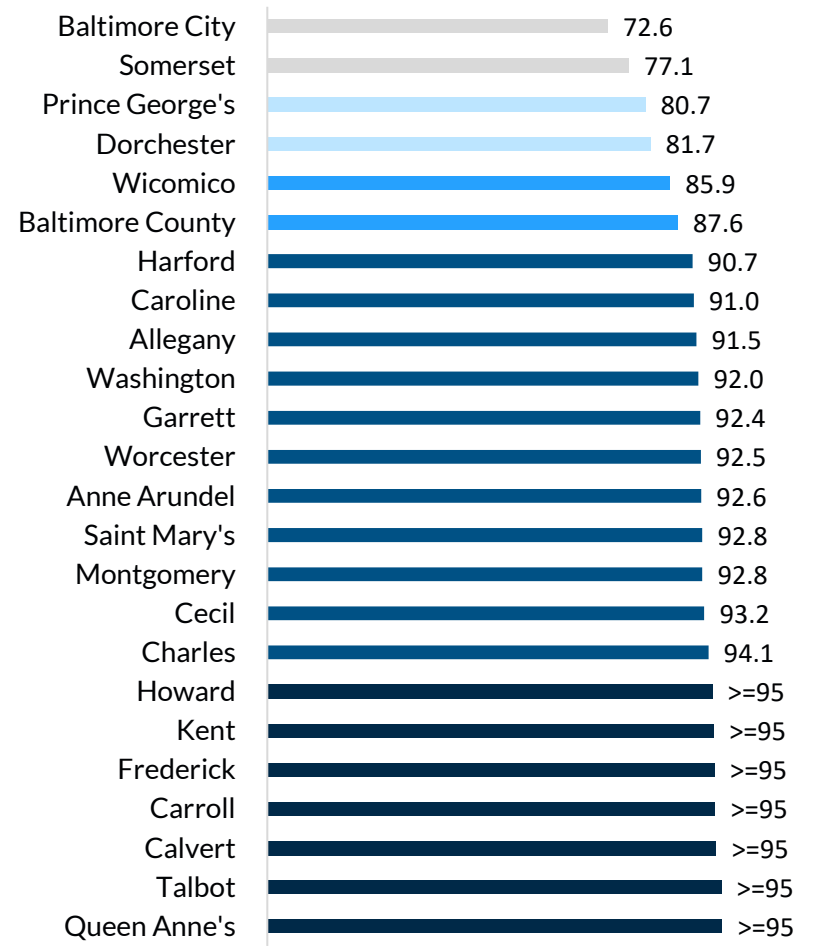
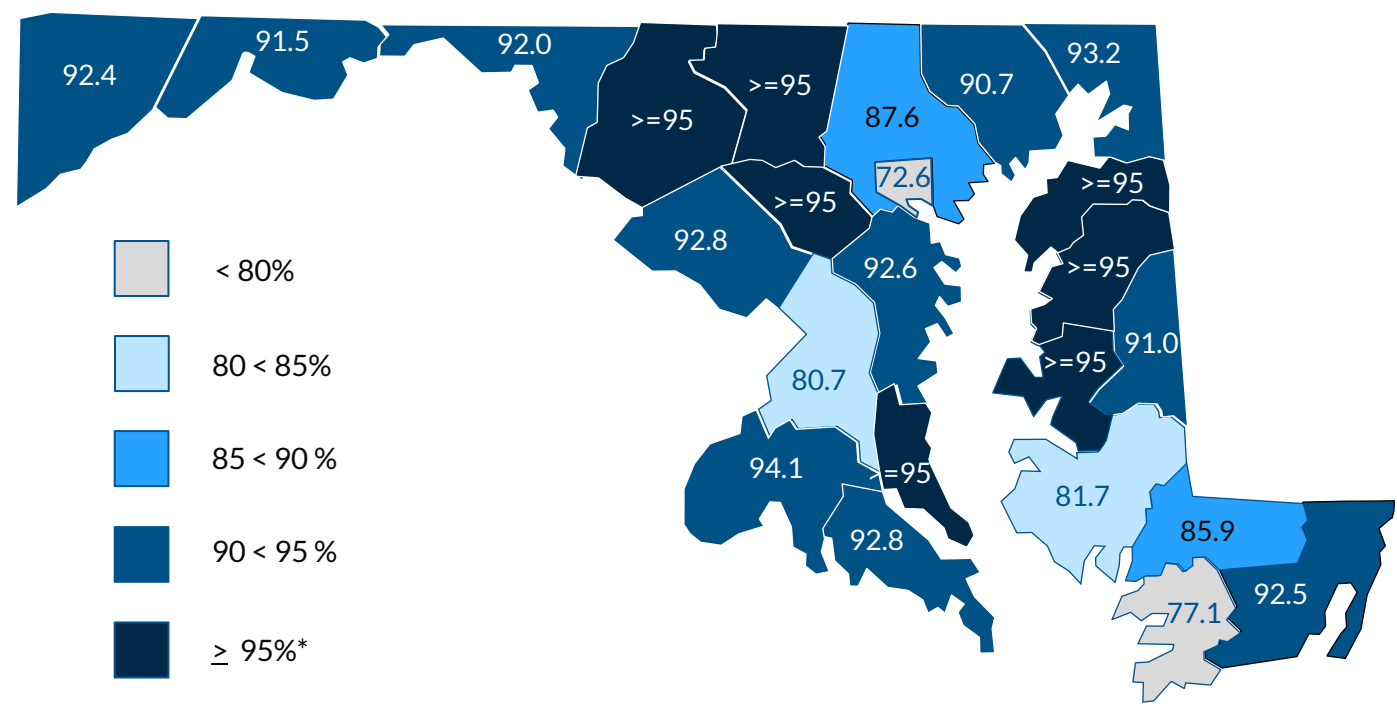
Five-year cohort graduation rates have either increased or remained constant for nearly all race/ethnicities and student groups. The five-year cohort graduation rate decreased for Black/African American, white, multiracial and economically disadvantaged students.





# Five-Year Cohort Graduation Rate by Local Education Agency

Statewide the five-year graduation rate SY 2020-2021 was 89.0%. The graduation rate varies across LEAs with 18 LEAs above the statewide rate.



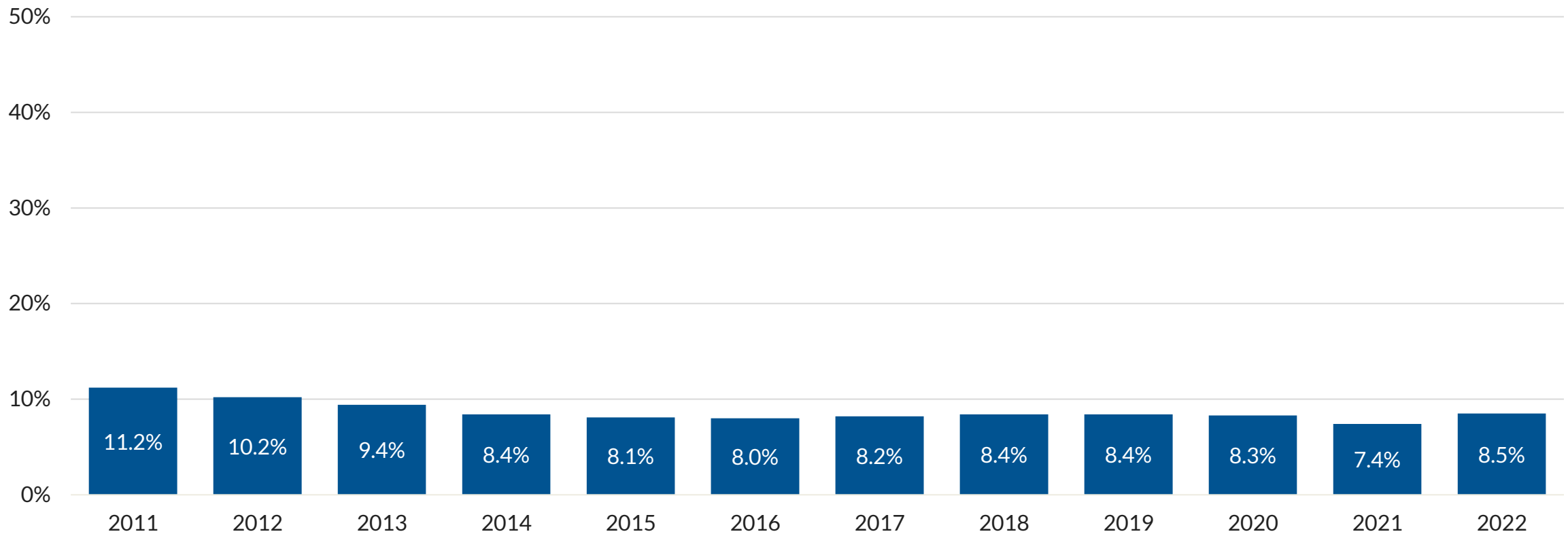
- 
1. High School Completers
  2. Cohort Graduation Rate
  3. Cohort Dropout Rate

# Cohort Dropout Rate

*Cohort Dropout Rates and The Numbers*

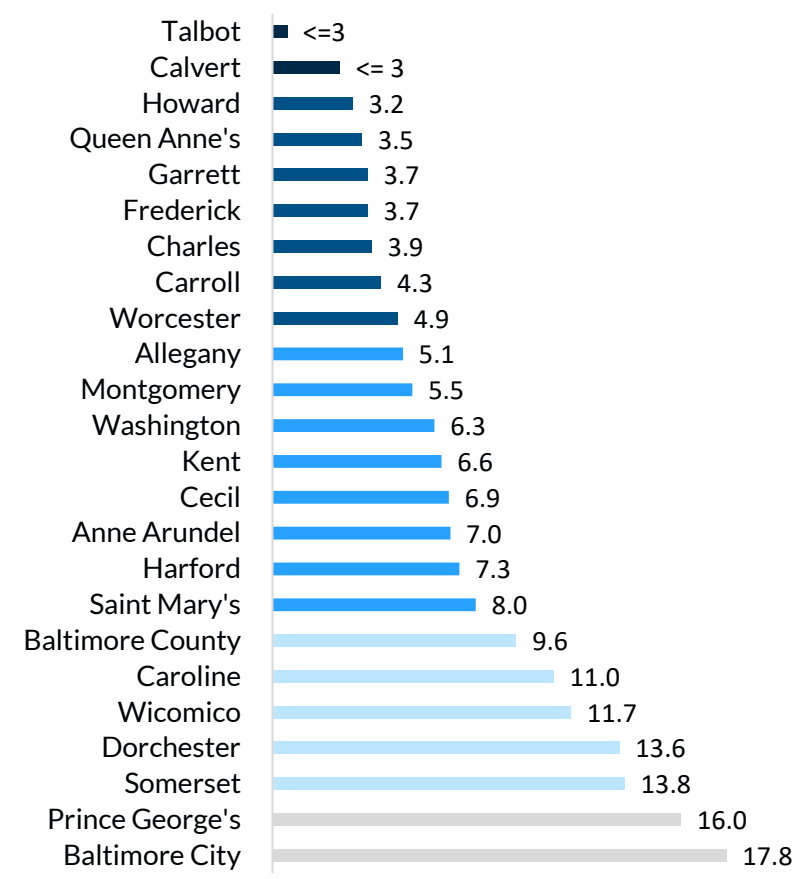
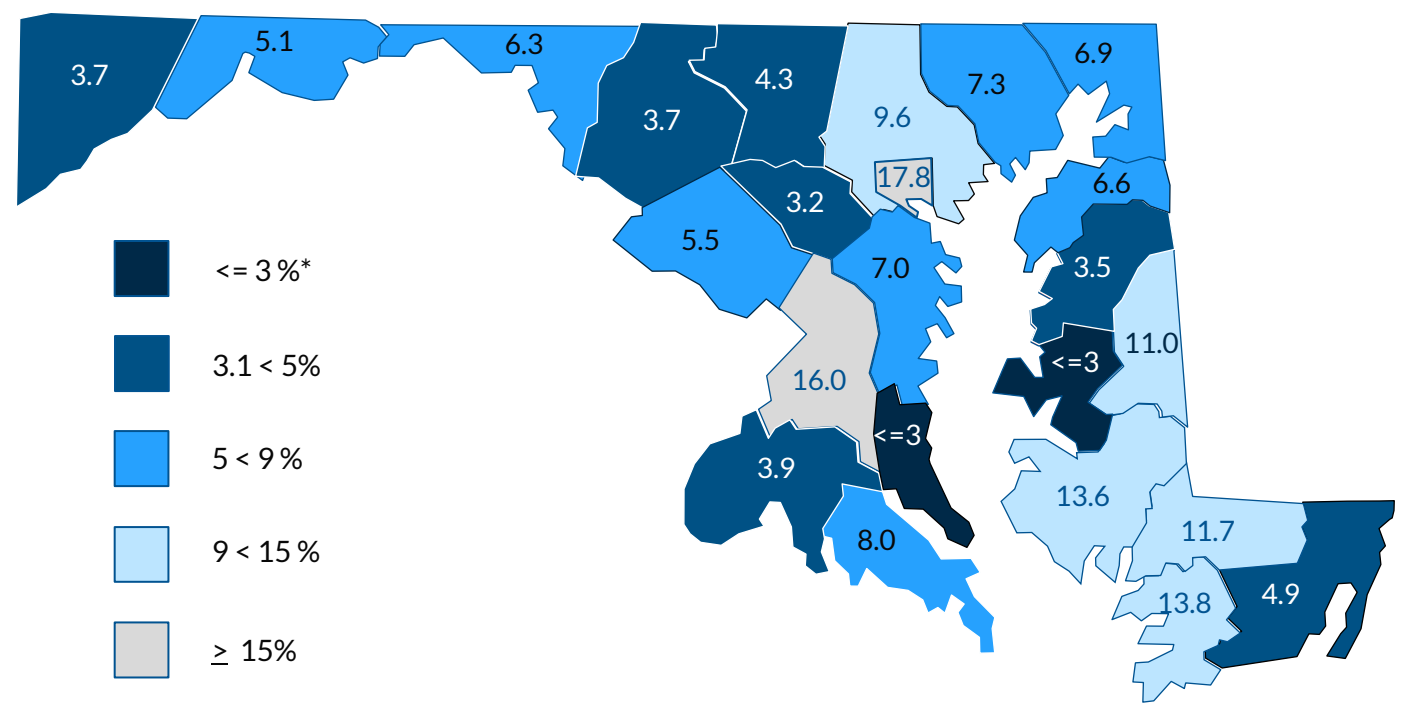
# Four-Year Cohort Dropout Rate Trend

Maryland’s four-year adjusted cohort dropout rate SY 2021-2022 has increased to 8.5% as compared to 7.4% in SY 2020-2021 which is similar to the rates pre-pandemic.



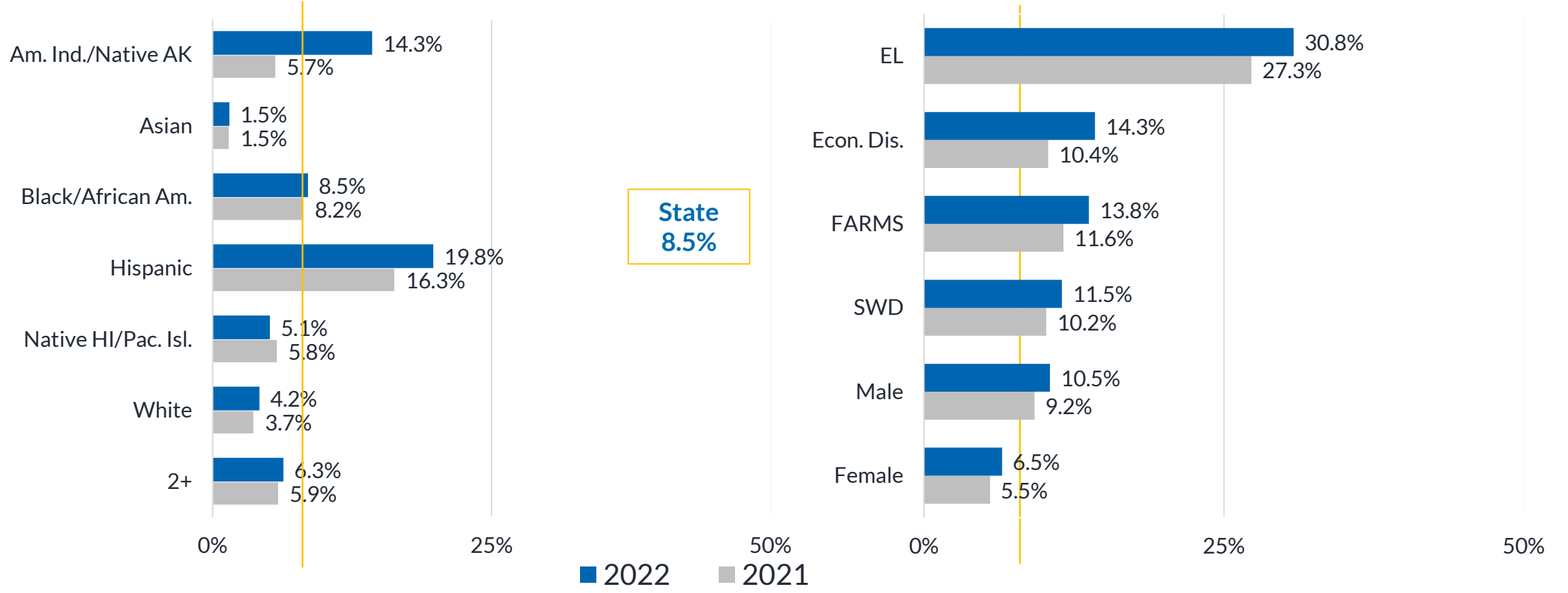
# Four-Year Cohort Dropout Rate by Local Education Agency

Statewide the four-year dropout rate SY 2020-2021 was 8.5%. The dropout rate varies across LEAs with 7 LEAs higher than the statewide rate.



# Four-Year Cohort Dropout Rate by Student Groups

Four-year cohort dropout rates have increased for nearly all races/ethnicities and student groups. The four-year cohort dropout rate decreased for the Black/African American student group.



New! Sign up for a newsletter to receive monthly updates from the Division of Assessment, Accountability and Performance Reporting.

Step 1. Look for the sign up button on Maryland public schools home page.



Step 2. Enter how you would like to receive the newsletter. Options are by phone or email.

**Email Updates**

To sign up for updates or to access your subscriber preferences, please enter your contact information below.

Subscription Type

Email Address \*

Your contact information is used to deliver requested updates or to access your subscriber preferences.

[Privacy Policy](#) | [Cookie Statement](#) | [Help](#)



Division of Assessment, Accountability and Performance Reporting

November 2022 Performance Reporting Newsletter



**This Month in Performance Reporting**