

Baltimore City Public Schools Transportation By The Numbers

SY 22-23 STUDENT ENROLLMENT

75,995

FY23 STUDENTS TRANSPORTED BY City Schools (non-MTA)

5,499

| Per Policy EEA – Student Transportation Services | | | | |
|--|---|--|---|---|
| MTA | Corner-to-Corner | Curb-to-Curb | Swing Space | Extracurricular & Special Events |
| <ul style="list-style-type: none"> Eligibility: >1.5 miles from school Grades: 6 to 12 5am to 8pm-4 trips per day/120 minutes each | <ul style="list-style-type: none"> Eligibility: >1.0 mile from school Grades: K to 5 | <ul style="list-style-type: none"> Eligibility: IEP, 504 plan, medically fragile, homeless, foster care, pre-school, ESOL and sibling Grades: PK to 12 or until student ages out at 21 | <ul style="list-style-type: none"> Eligibility: Students who attend a 21st Century school under construction Grades: PK to 8 Funded by Maryland Stadium Authority (MSA) | <ul style="list-style-type: none"> Grades: PK to 5 Special Olympics Athletics Pre-K at Play Cultural Events |
| 31,000 Students | 1,571 Students | 3,627 Students | 180 Students | |

| Reason | FY23 |
|----------------|-------|
| IEP | 2,182 |
| Homeless | 554 |
| Pre-School | 415 |
| Medical | 101 |
| ESOL | 153 |
| Ride w/Sibling | 147 |
| Other | 31 |
| 504 | 79 |
| Foster Care | 16 |
| Suspension | 24 |
| Distance | 46 |
| Corner | 1571 |
| Swing | 180 |



WHO PROVIDES TRANSPORTATION SERVICES TO OUR STUDENTS?

Contractors
90%

In-house Staff
10%

 This group receives the bulk of yellow bus and alternative vehicle service.

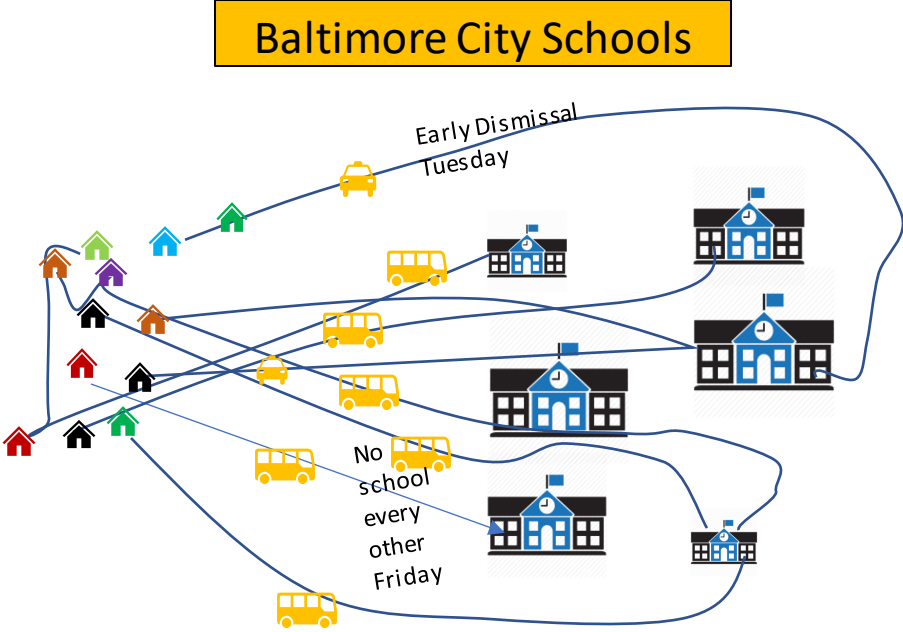
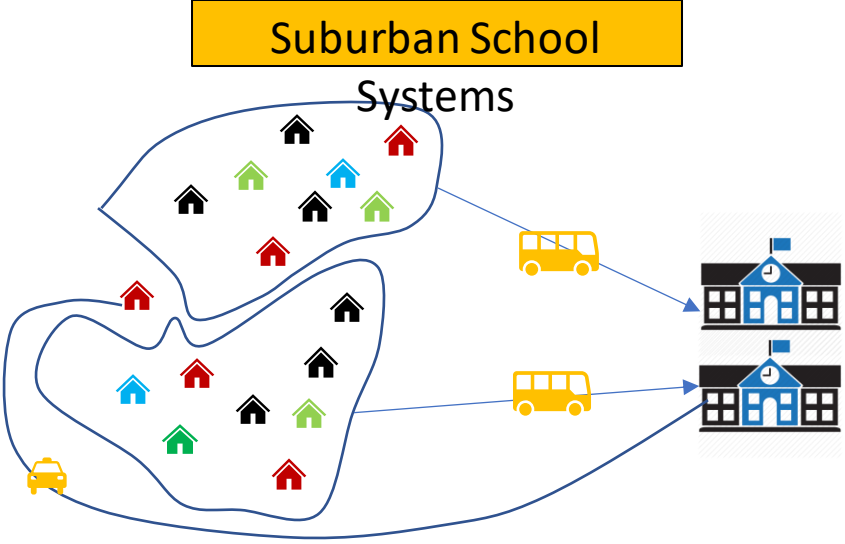
Baltimore City Public Schools Transportation By The Numbers

52% of students walk to school
or are driven by family
members.

41% of students take MTA to
school.


7% of students receive yellow
bus or alternative vehicle
service.

Challenges: Student Ridership Geographically Dispersed



Visualization from December 2019 Bell Study by SABRA and Associates

Day In the Life of a School Bus Driver



Report Time for AM Shift: 5:30a.m.



On the Road: 6:00a.m.
(First AM Bell Time 7:30)



Last Bell time: 9:15a.m.

Return to Lot: 9:30 – 10:00a.m.



First PM Bell Time: Between 2:10 – 3:00p.m.



Report Time for PM Shift: 1:30p.m.



Mid-Day Runs 10:00 – 1:30p.m.

- Audiology
- Cultural Enrichment Trips
- Special Olympics
- PIES (Parent Infant Education Support)
- Pre-School Special Education

High School Athletics Pick up Time: 2:05/4:00p.m.



Second PM Bell Time: Between 3:25 – 4:15p.m.



Last Drop Off time of Students: 5:00 – 6:00p.m.



Drivers hit 13 hour at 6:30p.m.



End of Shift

High School Athletics Pick up Time: 6:00/9:00p.m.

Challenges and Considerations

Most City Schools students who use transportation services take MTA to school.

Task Force recommendations that rely on LEAs to provide yellow bus transportation to nonpublic school students would be difficult for Baltimore City Public Schools to implement while sustaining its obligation to public school students.

Any new yellow bus requirements for our LEA could be an unsustainable burden.

In MTA service areas, MTA is scalable and accessible.

Nonpublic school students who attend participating schools are currently eligible to pay a reduced fare of \$1.50 with an MTA Student Transit ID card.